



3.1 Stability and Self-Sufficiency - supplemental information

Program & Policies

	Program/Service	Number of Clients (annual)	Number of Clients (most recent month)	Expenditure
	Supplemental Nutrition Program (Food Stamps)	1,455,305	591,171	\$1,701 MM
	ACA – Medicaid/Apple Health Coverage (Health Care)		859,112	
	Aged, Blind & disabled (Assistance to Unemployable)	34,778	24,110	\$41 MM
	Housing Support (as reported from counties and the Homeless Mgt. Information System, provided by Housing Assistance Unit at the Washington State Dept. of Commerce) <i>(AREN program managed by DSHS and affordable housing system for low-income people not facing homelessness have been excluded)</i>	56,437		\$114 MM
	Temporary Assistance for Needy Families (welfare)	252,144	42,623	\$244 MM
	Increase Minimum Wage (avg. 2012 – 2016) (based on inflation and weighted for hrs. worked)	275,400		

DATA SOURCE: Client and funding data for 2012 from DSHS Client Services Database - [http://clientdata.rda.dshs.wa.gov/Medicaid/Apple Health](http://clientdata.rda.dshs.wa.gov/Medicaid/Apple%20Health) - <http://www.hca.wa.gov/Medicaid/reports/pages/enrollmentfigures.aspx>

Economic Services (Poverty Reduction): GREEN

YARDSTICK

Be the national leader in: Providing flawless food assistance, child support collection, child care, transition to work services and disability support.


Measuring up Washington

	2012	2013	
Provide flawless food assistance,	GREEN	GREEN	
child support collection,	GREEN	GREEN	
child care,	RED	↑ YELLOW	Contact center (telephone) support is now consistently available and eligibility (but not yet authorization) has been streamlined.
transition to work services, and	RED	↑ YELLOW	Contact center (telephone) support is largely unavailable. Client engagement is not as high as it should be. Job search and educational paths require improvement.
disability support.	★ YELLOW	★ YELLOW	Disability determination services are nationally recognized. State disability benefits are yellow due to low benefit levels.

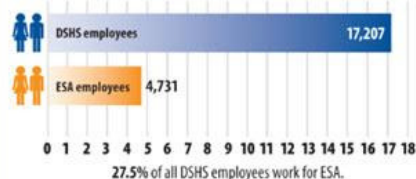
The summary evaluations are denoted by color as follows: green equates to strong performance and service in the area, yellow to areas of concern or unmet need, or both, and red to serious concern or serious unmet need, or both. Where there is a positive movement it is denoted by an upward arrow and where we have achieved national leadership it is indicated by our coveted gold star.

DSHS Client Services | July 2011 – June 2012

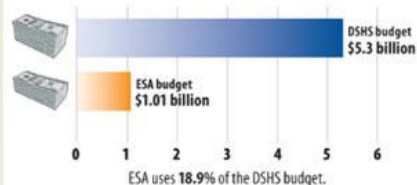
CLIENTS SERVED



NUMBER OF EMPLOYEES



EXPENDITURES



March 2014 Summary Report

Economic Services (Poverty Reduction)

Provide flawless food assistance,

	2012	2013	
Increased access to food assistance	GREEN	GREEN	
Basic food assistance payment accuracy	GREEN	GREEN	National leadership within reach. Currently top 10 performing states.

Child support collection,

	2012	2013	
Child support collections	GREEN	GREEN	

Child care,

	2012	2013	
Contact center support	TANF CHILD	↑ TANF CHILD	Staffing resources may be insufficient to achieve acceptable service for TANF and SNAP. Helpful technology solutions being added. Child care contact center now green.

Transition to work services, and

	2012	2013	
Leaving Temporary Assistance for Needy Families (TANF) for self-sufficiency	YELLOW	↑ YELLOW	System re-design underway.
Remaining off TANF for more than 12 months	YELLOW	↑ YELLOW	System re-design underway.
TANF participants meeting the federal work participation rate	RED	↑ YELLOW	Federal penalties incurred for poor performance in 2012. System re-design underway.

Disability support.

	2012	2013	
Processing time for disability determinations	★ GREEN	★ GREEN	National leader.

Contributing goals

	2012	2013	
Affordable Care Act technology support, eligibility determination	★ GREEN	★ GREEN	National leader in Health Benefit Exchange roll-out.
Timeliness of processing applications	YELLOW	↑ YELLOW	Staffing level problematic. Progress is being made however through an innovative System Delivery Redesign.

[Contact Us](#)

[Comment Policy](#)

[Give Us Your Feedback](#)

[Legislative Reports](#)

[Apply Lean](#)

[Foster Performance Audits](#)

[Measure Results](#)

[Gov. Inslee's New Strategic Framework](#)

[Video Message from the Governor](#)

[Printable Trifold about Results Washington](#)



Powered By 