



Search

Results Resources ▾ Home



Sign In



G4: 3.1.d: Supplemental - Decrease veteran homelessness from 1,475 to 737 by 12/31/2016 (by 50%)



## HOMELESS VETERANS

---

**WA State Department of  
Veterans Affairs**

- **Alfie Alvarado-Ramos**, Director
- **Mary Forbes**, Assistant Director



## Background:

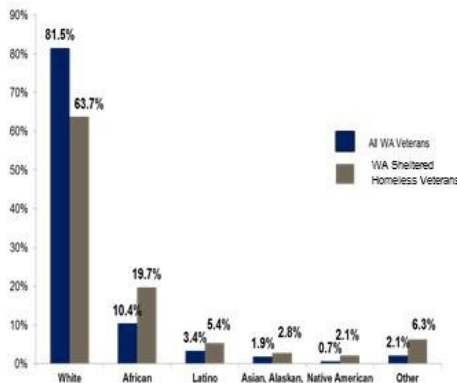
### Homeless Veteran Demographics



- 70% Have substance abuse issues
- 68% Reside in principal cities
- 51% Of individual homeless Veterans have disabilities
- 57% Are white males, compared to 35% of non-Veterans
- 50% Have serious mental health issues
- 50% Are age 51 or older
- 41% Are between the ages of 31 and 50
- 32% Reside in suburban or rural areas
- 20% Of male homeless population are Vets
- 11% Of total adult homeless population are Vets
- 9% Are between ages of 18 and 30

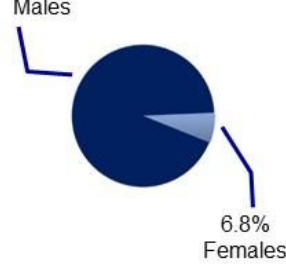
Data from National Coalition on Homeless Veterans  
[http://nchv.org/index.php/news/media/background\\_and\\_statistics](http://nchv.org/index.php/news/media/background_and_statistics)

## Current State: Ethnic and Gender Disparities

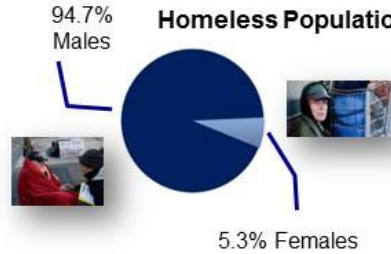


\* Demographics Information unavailable for Unsheltered Homeless

### General Population



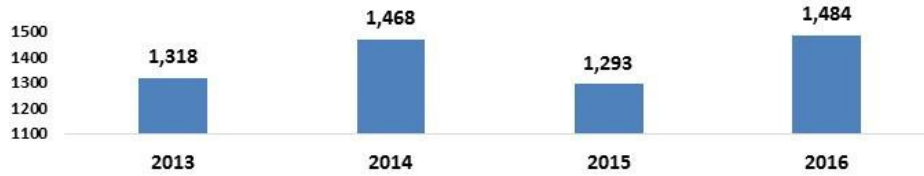
### Homeless Population



**Current Measure:**

Decrease veteran homelessness from 1,475 to 737 (50%) by 12/31/15

**Homeless Veteran Point in Time Counts 2013 - 2016**



**Analysis:**

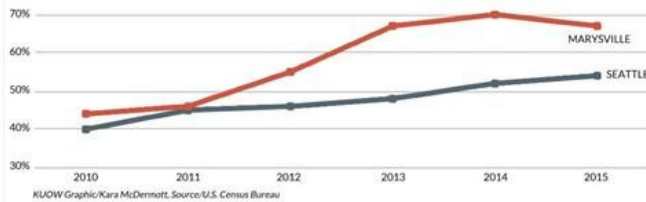
- Homeless veteran population has remained fairly consistent between 1,318 and 1,484 for past four years
- Over 10,000 veterans were placed in stable housing from 2013 to 2015
- According to HMIS data, 5,952 homeless veterans were housed in 2015. Of those, 2,454 were in King County
- Veterans are experiencing challenges similar to those of the overall homeless community. High rents are resulting in two emerging and alarming categories:
  - Working Veterans are unable to afford the cost of rent and/or mortgage
  - Senior veterans on fixed incomes

**Marysville Rental Market Sample**

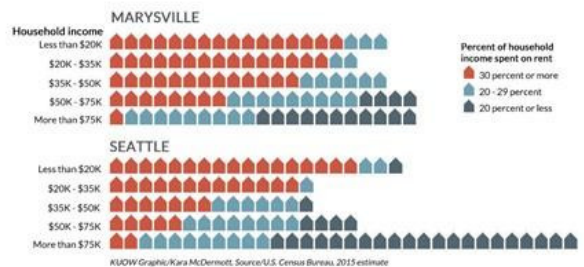
**THE RENTER SQUEEZE: \$30K - \$50K INCOME**

Households in this income bracket made up about 19 percent of Marysville renters and 14 percent of Seattle renters in 2015.

Over the years the portion of this group paying too much – more than 30 percent – of their income for rent has grown sharply.



**IF SEATTLE AND MARYSVILLE WERE BOTH MADE OF 100 RENTERS HOW WOULD THEY COMPARE?** EACH HOUSE ICON REPRESENTS A RENTAL HOUSEHOLD

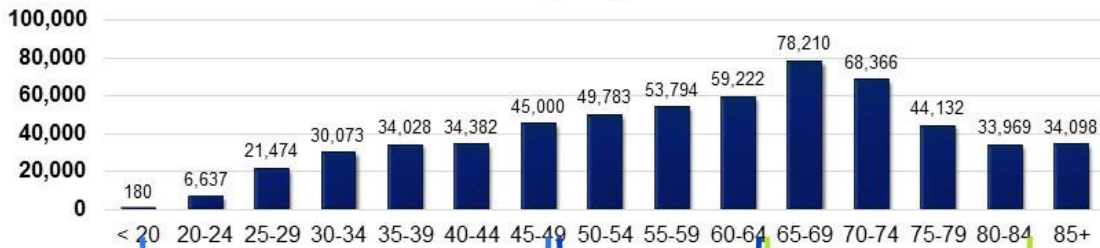


**What has been done to decrease veteran homelessness in the past four years?:**

- Conducted four regional technical assistance summits to coach counties to access veterans benefits, connect to HUD-VASH (Veterans Affairs Supportive Housing) vouchers and obtain access to rapid re-housing funding
- HUD-VASH vouchers increased from 250 in 2012 to 2,700 in 2016
- 39 counties are accessing SSVF (Supportive Services for Veteran Families) with over \$5M in federal funding for rapid re-housing and case management
- Three county MOU's in place to train and provide technical oversight to new county veterans service officers to increase access to health and financial benefits
- 900 veterans connected to employment through VA Homeless Veterans Reintegration (HVRP) employment support grant
- 120 veterans graduated to permanent housing from Building 9 for Veterans
- Implemented incarcerated veterans programs working inside prisons to decrease veteran recidivism and increase employment opportunities
- Outreach in two rural counties for connections to benefits through Public Private Partnership with WestCare
- Lease and renovation of the Betsy Ross Women's Residence at Orting adding an additional 11 transition rooms

**Current State: Challenges of Veterans by Age**

**WA Veterans by Age 9/30/2016**



Analysis:

**Current Conflict**

**Challenges:**

- Veterans are experiencing and surviving Traumatic Brain Injuries (TBI) and higher rates than ever before
- 50% are diagnosed with Behavioral Health/Readjustment issues

**In-Between Wartimes**

**Challenges:**

- No wartime service = not eligible for VA Pension or Aid and Attendance

**Vietnam Era Veterans**

**Challenges:**

- Late onset Post Traumatic Stress (PTS)
- Family dysfunction
- Failing health
- Fixed incomes
- 205,000 served during Vietnam era with PTS rates over 20% per national studies



**Decrease veteran homelessness from 1,475 to 737 (50%) by 12/31/15**

**HOUSING**

Task	Task Lead	Partners	Expected Outcome	Status	Due Date
Conduct 4 regional Homeless Veterans Summits	WDVA	County, State, Federal, and Local government providers, Public Housing Authorities, Homeless Providers, Faith-based organizations, Veteran Service Organizations, WA Serves, VA Rural Health Outreach	<ul style="list-style-type: none"> <li>Address regional challenges around veterans housing and homelessness</li> <li>Identify partners for collaboration and improved access to housing at state and local levels</li> <li>Increased public awareness and understanding of military culture</li> <li>Increased collaboration in provider network</li> <li>Identify current needs of homeless veterans by community</li> </ul>	In process	Feb 2019
Homeless Veterans Housing Study	Commerce, WDVA		<ul style="list-style-type: none"> <li>Case study results focusing on the use of USICH best practices within a selection of communities across the state</li> <li>Use data to drive outcomes and create accountability among all homeless and housing providers</li> <li>Identify, support, and negotiate dedicated, affordable housing for veterans</li> <li>Collect and share data to determine need and track progress</li> </ul>	In development	2018
Increase number of Public-Private Partnerships	WDVA	Veterans Village, Drexel House, LIHI, Hope Housing LLC, Yakima Marine Corps Armory Project, Faith-based	<ul style="list-style-type: none"> <li>Foster partnerships with key liaisons to improve veteran pathways to stability</li> <li>Coordinate resources to streamline funding</li> <li>Target and reallocate existing resources</li> </ul>	Ongoing	Ongoing
Provide technical assistance to Balance of State counties through outreach	Commerce, WDVA	County Continuum's of Care	<ul style="list-style-type: none"> <li>Create statewide by name list of homeless veterans</li> <li>Report and prioritize veteran housing placements</li> </ul>	Ongoing	June 2018
Add housing units at the State Veterans Homes	WDVA	WestCare, Home Depot	<ul style="list-style-type: none"> <li>50 sustainable housing units at the State Veterans Homes at Orting and Retsil</li> </ul>	In process	2020
VA Grant and per diem funding reapplication for Building 9 Transitional Housing	WDVA		<ul style="list-style-type: none"> <li>Continuation of 60-bed transitional homeless veteran housing</li> </ul>	In process	April 2017

**Decrease veteran homelessness from 1,475 to 737 (50%) by 12/31/15**

**SERVICES**

Task	Task Lead	Partners	Expected Outcome	Status	Due Date
Enhance WDVA Homeless Program with two dedicated outreach and benefits specialists	WDVA	Governor, WA State Legislature	<ul style="list-style-type: none"> <li>Increased enrollment in benefits and services</li> <li>Increase in the number of homeless veterans housed and employed</li> </ul>	In development	July 2018
Increase homeless veterans funding and access to WDVA's Veterans Innovations Program and Homeless Assistance Program	WDVA	Governor, WA State Legislature	<ul style="list-style-type: none"> <li>Increased funding available to veterans experience homelessness or being at-risk of homelessness</li> </ul>	In development	July 2018
Focus on Pierce and Spokane Counties to coordinate services and maximize funding	WDVA	Pierce and Spokane County governments, local veteran providers, Goodwill Industries	<ul style="list-style-type: none"> <li>Identification of community partners</li> <li>Coordination with local Continuum's of Care to coordinate homeless assistance resources and develop strategies to prevent and end homelessness within their communities</li> </ul>	In process	2017
Increase the number of Veteran Courts and Veteran Treatment / Therapeutic Courts	WDVA	County and City Justice Systems	<ul style="list-style-type: none"> <li>Engage veterans in wrap-around services to increase the likelihood of long-term success as they transition back into the community, thus reducing their likelihood of homelessness</li> </ul>	In process	Ongoing
Homeless Veterans Taskforce	WDVA	Homeless and formerly homeless veterans, City, County, State, Federal, and NFP providers	<ul style="list-style-type: none"> <li>Identify service needs of current homeless veteran population and coordinate efforts</li> </ul>	In Concept Stage	June 2017

[Contact Us](#)

[Comment Policy](#)

[Give Us Your Feedback](#)

[Legislative Reports](#)

[Apply Lean](#)

[Foster Performance Audits](#)

[Measure Results](#)

[Gov. Inslee's New Strategic Framework](#)

[Video Message from the Governor](#)

[Printable Trifold about Results Washington](#)



Powered By 