



G1: 1.1.a Increase state-funded preschool enrollment slots from the 2012-13 baseline of 8,391 slots to 19,068 slots by 2020-21 school year to serve 100% of eligible children whose families choose to enroll



Kelli Bohanon, ECEAP Administrator

Joyce Kilmer, ECEAP Data Manager

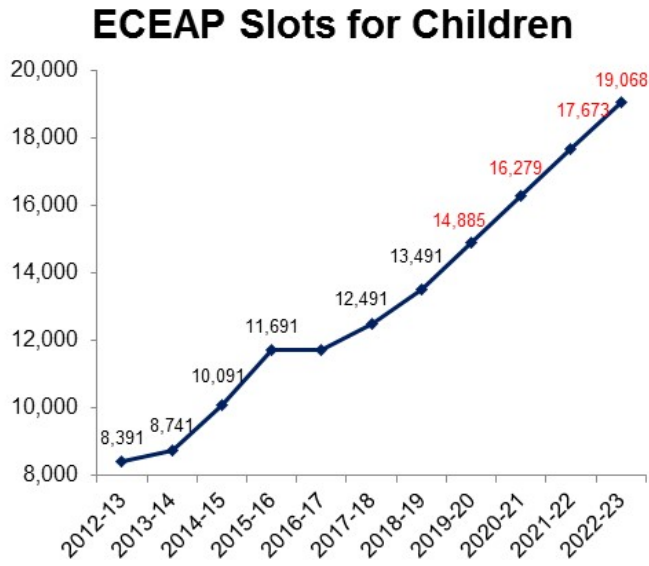
August 7, 2017

1.1.a. – Increase state-funded preschool enrollment slots from the 2012-13 baseline of 8,391 slots to 19,068 slots by 2020-21 school year to serve 100% of eligible children whose families choose to enroll.



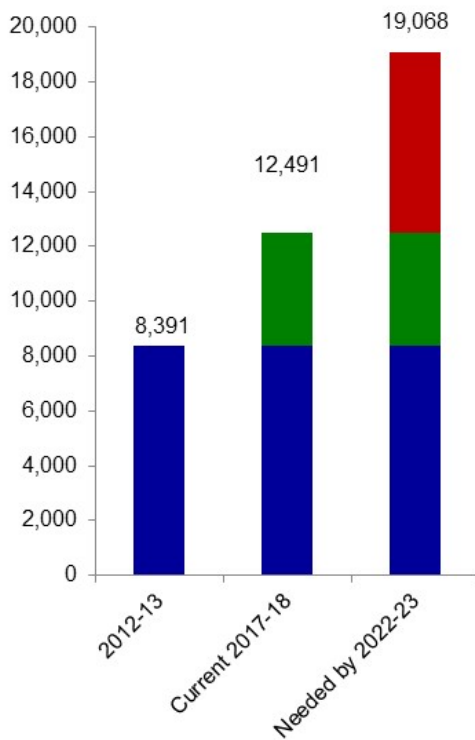
Washington State Department of
Early Learning

Background:



- The Early Childhood Education and Assistance Program (ECEAP) is Washington's prekindergarten program for at risk 3- and 4-year-olds.
- ECEAP includes preschool education, health coordination, and family support services to prepare children and families for kindergarten.
- ECEAP is a key strategy behind DEL's goal of 90 percent of Washington children ready for kindergarten by 2020.
- The 2017 legislature moved ECEAP entitlement to the 2022-23 school year.

Current State: *Needs improvement*

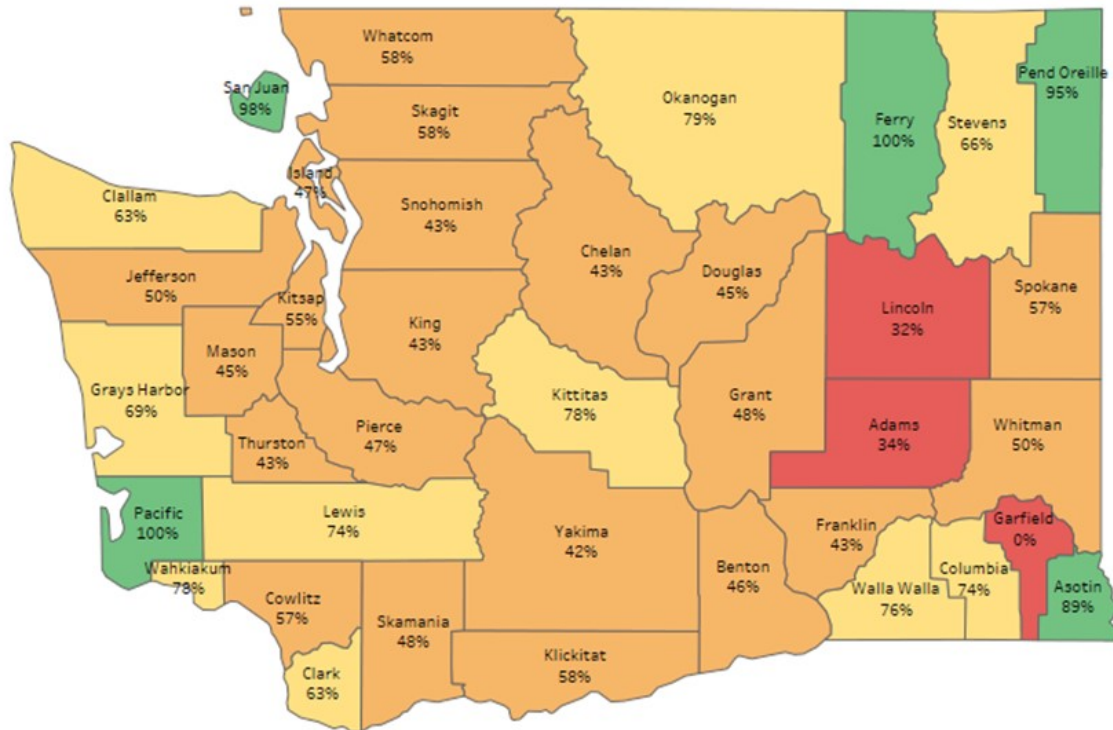


As of the 2017-18 school year:

- We have added 4,100 ECEAP slots for children, or 38 percent of the goal during 62.5 percent of the original timeline.
- We are at the 50 percent mark in the Legislature's revised timeline of FY23.
- We need 6,577 more slots in the next five years to meet the revised timeline.

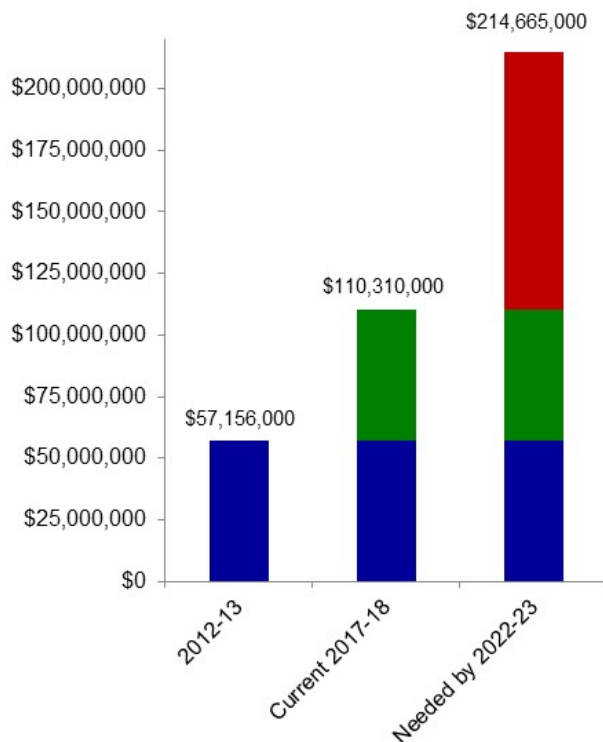
1.1.a. – Increase state-funded preschool enrollment slots from the 2012-13 baseline of 8,391 slots to 19,068 slots by 2020-21 school year to serve 100% of eligible children whose families choose to enroll.

Percent of Eligible 3 & 4-year-olds Served by ECEAP or Head Start



1.1.a. – Increase state-funded preschool enrollment slots from the 2012-13 baseline of 8,391 slots to 19,068 slots by 2020-21 school year to serve 100% of eligible children whose families choose to enroll.

Problem/Opportunity: Operating Budget



- ECEAP expansion is driven by Legislative budget decisions.
- We'll need approximately \$214,665,000 in FY23 to fully fund ECEAP slots.

Problem/Opportunity: *Increasing Provider Readiness*

- Expanding ECEAP requires a continuous increase in the number and type of providers to meet child and family needs in our diverse communities.
- DEL must have strategies for ensuring provider readiness in child care settings, school districts, tribal communities and rural/remote areas of the state.
- Currently, DEL partners with Child Care Aware of WA to prepare high quality child care providers to implement ECEAP.



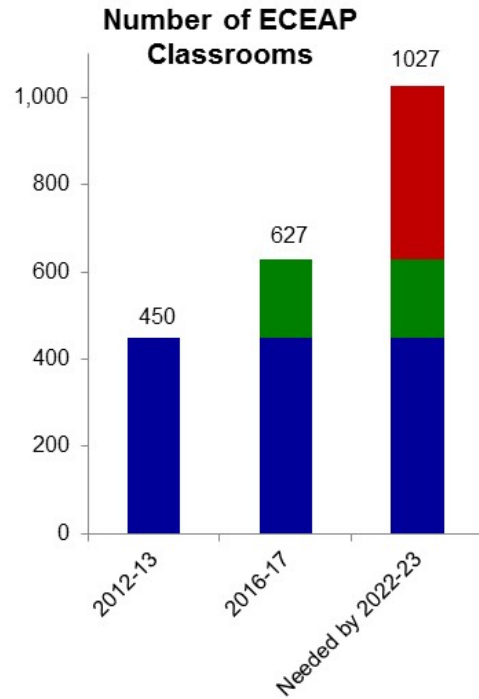
Problem/Opportunity: *Building the Workforce*



- ECEAP continues to struggle to hire and maintain qualified teachers due to low salaries, lack of accessible training, and articulation challenges with higher education institutions.
- DEL estimates need for an additional 740 ECEAP educators with degrees by 2023.

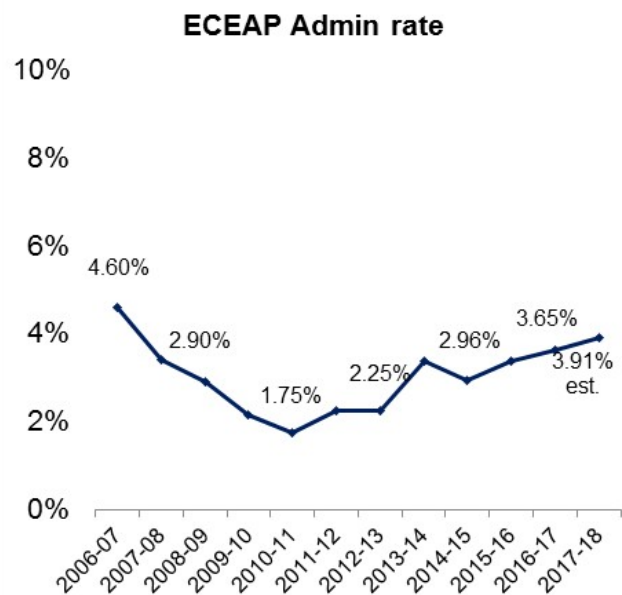
Problem/Opportunity: Ensuring Availability of Facilities

- DEL's *Facilities Needs Assessment for ECEAP Expansion* found that there are insufficient facilities to support ECEAP expansion.
- Existing and potential ECEAP providers estimate that they currently have space for 8-15 percent of the slots we need to fill by 2023.
- To serve 6,577 children by 2023, we estimate a need for 400 additional classrooms.



Problem/Opportunity: Bolster Administrative Capacity

- 96.1 percent of ECEAP funding goes to communities for direct services. DEL administers ECEAP with the remaining 3.9 percent.
- Though we are regaining DEL's ECEAP administrative rate from the losses during the recession, it is not adequate to support state-level staffing to:
 - Set program policy.
 - Monitor quality.
 - Provide technical assistance in areas such as early education, support for dual language learners, child assessment, family self-sufficiency support, health coordination.
 - Collect and manage data.
 - Support new provider readiness.
 - Strategize for full and effective implementation of ECEAP expansion to entitlement.
- DEL's ECEAP administrative rate is not in line with other states managing similar high-quality programs and is considerably less than ECEAP in the 1990's and early 2000's.



1.1.a. – Increase state-funded preschool enrollment slots from the 2012-13 baseline of 8,391 slots to 19,068 slots by 2020-21 school year to serve 100% of eligible children whose families choose to enroll.

Our Key Strategies



1.1.a. – Increase state-funded preschool enrollment slots from the 2012-13 baseline of 8,391 slots to 19,068 slots by 2020-21 school year to serve 100% of eligible children whose families choose to enroll.

Current Action Plan

Task	Task Lead	Partners	Expected Outcome	Status	Due Date
Continue annual caseload forecasting and Saturation Study analysis	DEL	Caseload Forecast Council	Accurate predictions of participation rate	Ongoing	November 2017
Develop pathways for potential providers to build ECEAP-level quality and capacity (implement Pathways Project in remaining CCA regions)	DEL	Child Care Aware of WA (CCA)	Increased number of high quality child care providers prepared to implement ECEAP services	Remaining CCA regions implementing training and readiness activities	July 2018
Increase DEL administrative capacity to support ECEAP expansion (secure increased administrative rate)	DEL	National Institute for Early Education Research, Ounce of Prevention Fund	Increased administrative rate that adequately supports administrative functions for a rapidly expanding high quality program	Working with National experts to conduct cost analysis	November 2017
Plan services for hardest to reach eligible children (remote areas)	DEL	ECEAP Contractors	Policies and plans for expanding ECEAP make it possible to serve children in remote and isolated areas of the state.	Initiating planning process	July 2019
Implement Early Learning Facilities Fund	Commerce	DEL, OSPI	Increased number of ECEAP facilities available for ECEAP expansion	Planning to implement HB 1777; waiting for Capital Budget	September 2017

Questions?



[Contact Us](#)

[Comment Policy](#)

[Give Us Your Feedback](#)

[Legislative Reports](#)

[Apply Lean](#)

[Foster Performance Audits](#)

[Measure Results](#)

[Gov. Inslee's New Strategic Framework](#)

[Video Message from the Governor](#)

[Printable Trifold about Results Washington](#)



Powered By Socrata