



Search

Results Resources ▾ Home



Sign In



2.2 and 2.2.a: Supplemental - ESA listed salmon and steelhead, Puget Sound Chinook



2.2: INCREASE THE PERCENTAGE OF ESA-LISTED SALMON AND STEELHEAD POPULATIONS AT HEALTHY, SUSTAINABLE LEVELS FROM 16% TO 25% BY 2022

2.2.A: DEMONSTRATE INCREASING TREND IN PUGET SOUND CHINOOK POPULATIONS FROM ONE IN 2010 TO FIVE BY 2016

Washington Department of Fish and Wildlife

Erik Neatherlin,

Fish Program Science Division Manager, Department of Fish & Wildlife

December 19, 2016

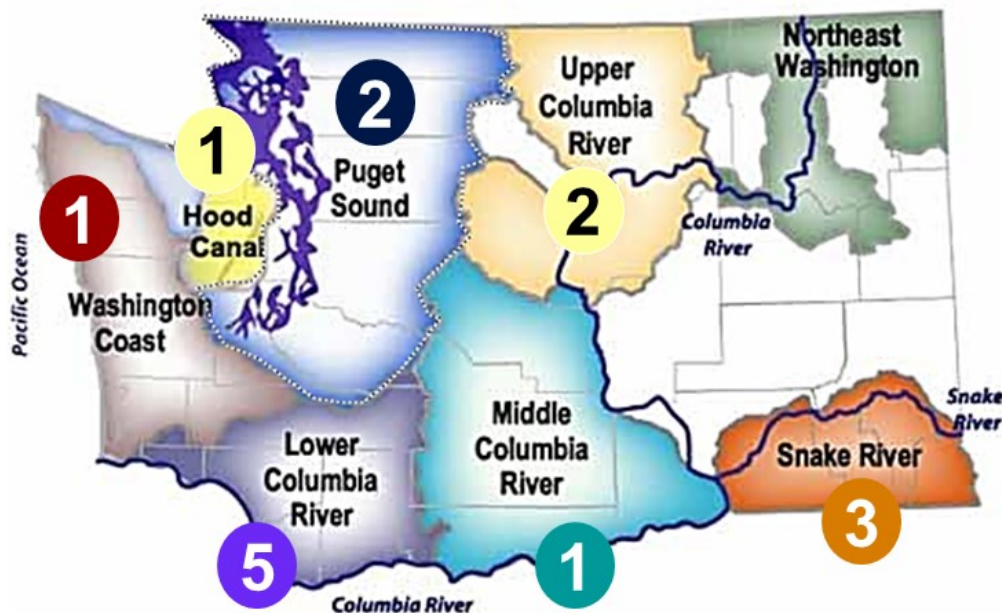


Results WA

ESA-Listed Salmon and Steelhead

- 2.2 Increase the percentage of ESA-listed salmon and steelhead populations that are meeting or exceeding recovery goals from 17% currently to 25% by 2020
- 2.2.a Stop the overall decline of Chinook in Puget Sound and begin to see increasing trends in abundance from 1 currently to 7 populations by 2020

45% of Salmon and Steelhead in Washington are ESA-listed (15 of 33 population groups)



Overview

- Overview of changes to Results WA measures
- Status and progress of Results WA measures
- Key actions
- Questions

Results WA

Statewide ESA-Listed Salmon and Steelhead

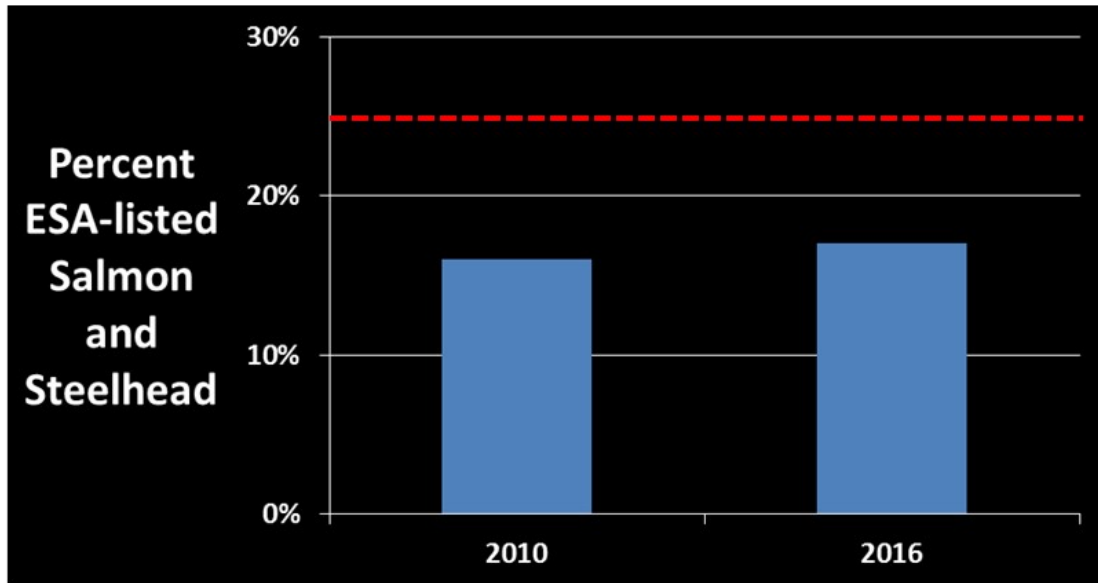
NEW:

2.2: Increase the percentage of ESA-listed salmon and steelhead populations that are meeting or exceeding recovery goals from 17% currently to 25% by 2020

PREVIOUS:

2.2: Increase the percentage of ESA-listed salmon and steelhead populations at healthy, sustainable levels from 16% to 25% by 2022

Increase the percentage of ESA-listed salmon and steelhead populations that are meeting or exceeding recovery goals to 25% by 2020



Statewide Overview

BELOW GOAL (ESA LISTED SALMON IN WASHINGTON)			NEAR GOAL
<i>Getting Worse</i>	<i>Not Making Progress</i>	<i>Showing Signs of Progress</i>	<i>Approaching Goal</i>
Puget Sound Chinook	Upper Columbia River steelhead	Middle Columbia River steelhead	Hood Canal summer chum
Puget Sound steelhead*	Lower Columbia River chum	Lake Ozette sockeye	Snake River fall Chinook
Upper Columbia River spring Chinook	Lower Columbia River fall Chinook	Lower Columbia River coho	
	Lower Columbia River spring Chinook	Lower Columbia River steelhead	
		Snake River spring and summer Chinook	
		Snake River steelhead	

Results WA

Puget Sound Chinook

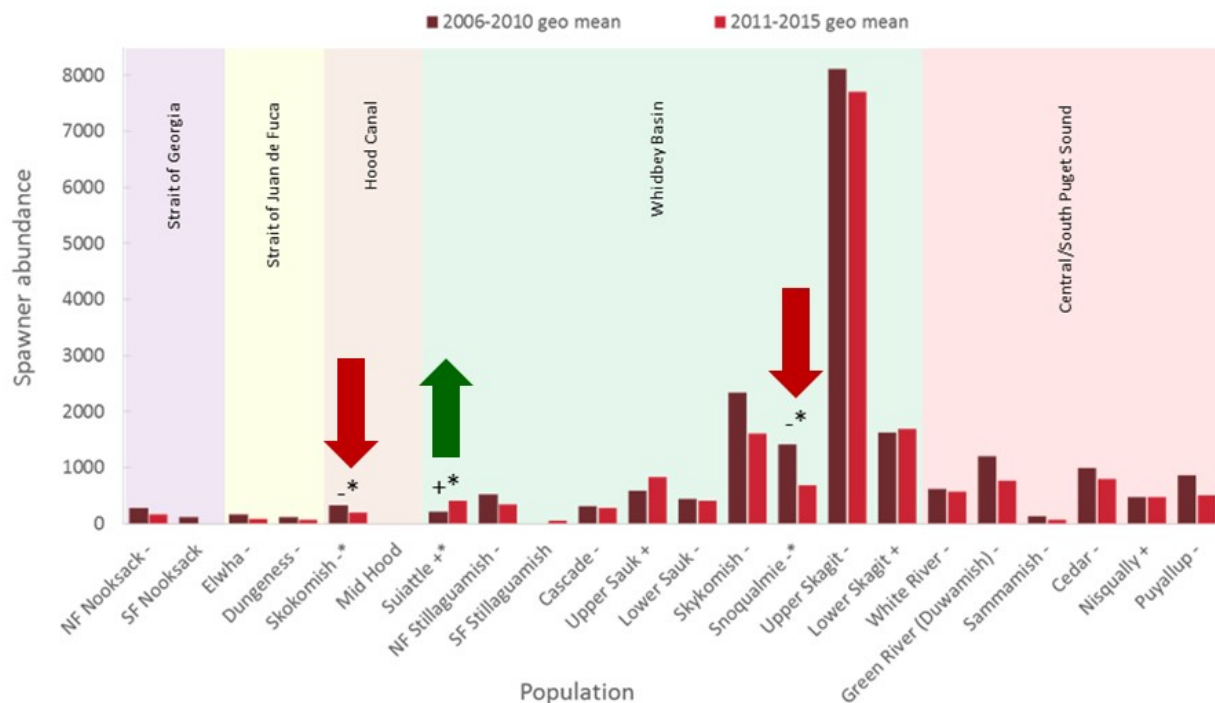
NEW:

2.2.a: Stop the overall decline of Chinook in Puget Sound and begin to see increasing trends in abundance from 1 currently to 7 populations by 2020

PREVIOUS:

2.2.a: Demonstrate increasing trend in Puget Sound Chinook populations from 1 in 2010 to 5 by 2016

Abundance Chinook Trends by Population for Puget Sound



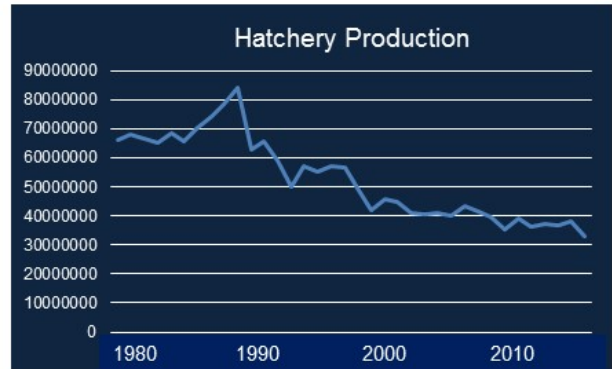
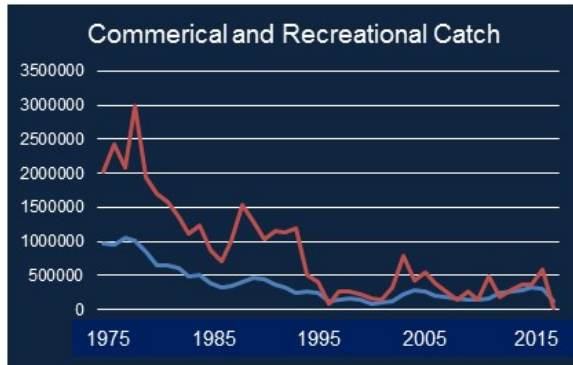
Puget Sound Chinook Key Actions

- **Habitat**
 - Freshwater rearing habitat
 - Estuaries & nearshore
 - Barriers and culverts
- **Hatchery Reform**
 - Reduce genetic and ecological impacts
 - Retool outdated hatcheries
 - Reduction in hatchery production
- **Fishery Reform**
 - Pacific Salmon Treaty & allocation for ocean fisheries
 - Reduced impacts to wild and ESA-listed stocks
 - Implement mark-selective fisheries

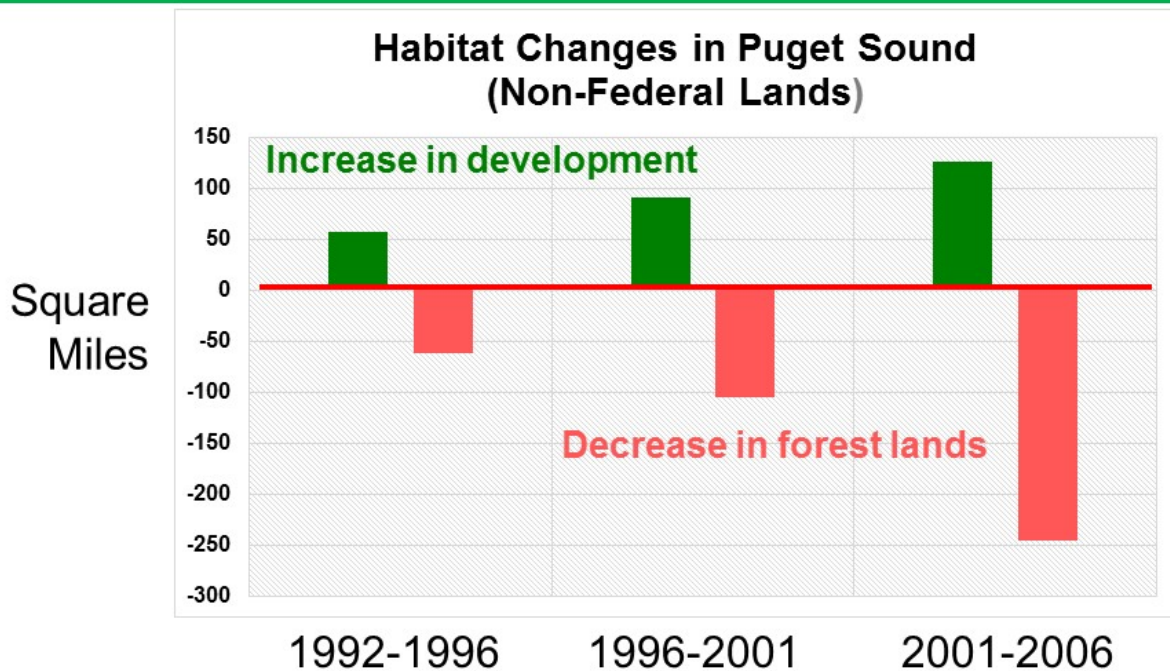
Emerging Issues and Actions Needed

- **Emerging threats**
 - Early marine survival (in Puget Sound)
 - Climate change, water temperatures, flow
 - Toxic contaminants (PCPs, PBDEs, etc.)
- **Continued habitat loss and degradation**
 - Freshwater and nearshore protection and restoration
- **Reduction in federal funding**
 - Maintain current and secure additional funding sources
- **Monitoring and adaptive management**
 - Continue what works, discontinue what doesn't
 - All-H Integration

Trends in harvest and hatchery production



Trends in Habitat in Puget Sound





[Contact Us](#)

[Comment Policy](#)

[Give Us Your Feedback](#)

[Legislative Reports](#)

[Apply Lean](#)

[Foster Performance Audits](#)

[Measure Results](#)

[Gov. Inslee's New Strategic Framework](#)

[Video Message from the Governor](#)

[Printable Trifold about Results Washington](#)



Powered By 