



Search

Results Resources ▾ Home



Sign In



2.2.c Increase the number of fish passage barriers corrected from 375 per year to 500 per year by 2016



FISH PASSAGE BARRIERS

Habitat Program, WDFW

Tom Jameson

February 13th, 2017



Measure 2.2c: Increase the number of fish passage barriers corrected from 375 to 500 per year by 12/31/2016
Measure 2.2b: Increase the miles of stream habitat opened from 350 miles to 450 miles per year by 12/31/2016

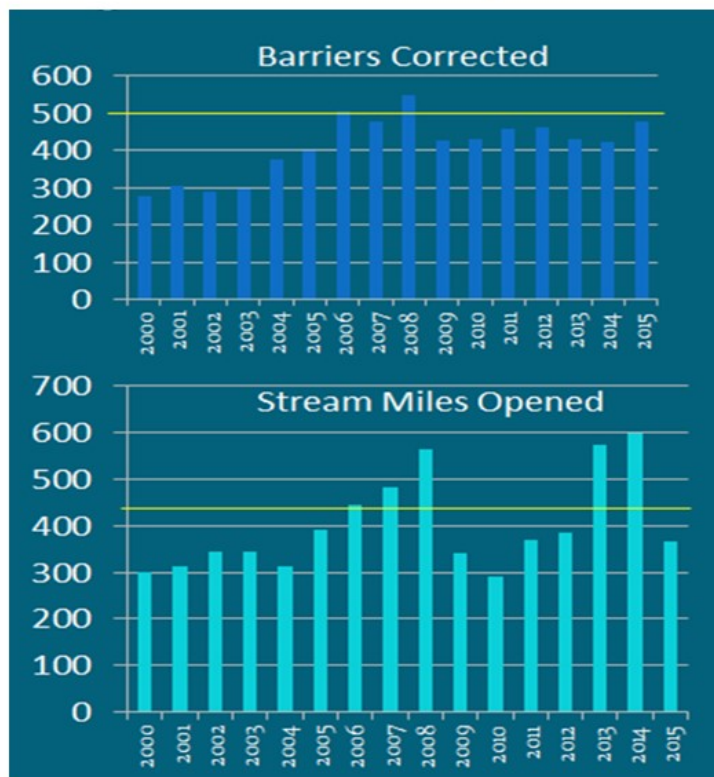
Background: 35,000-40,000 man-made, complete and partial barriers statewide, of Federal, Tribal, State, County, City, Railroad and Private Ownership



[Making Way for Salmon](#)

Measure 2.2c: Increase the number of fish passage barriers corrected from 375 to 500 per year by 12/31/2016
Measure 2.2b: Increase the miles of stream habitat opened from 350 miles to 450 miles per year by 12/31/2016

Current State: Needs Improvement



- Barrier corrections made by State, County, City, and private landowners
- 65% to 90% of barriers corrected and miles of stream habitat opened in any one year were through Road Maintenance and Abandonment Plans (RMAPs)
- 2016 RMAPs data is still being gathered, typically submitted on each landowner's anniversary date, the first 6 months of each year

Problem/Opportunity: *Barriers Corrected and Miles of Stream Habitat Opened will Decline After 2016 without New Funding*

- RMAP program is coming to a end. DNR reports that 83% of projects are completed (7,520 barriers, 4,224 miles)
- WDFW anticipates a drop in both barriers corrected and stream miles opened after 2016 as the remaining 17% (1,034) of projects are completed in the next 5 years
- While great progress has been made in the headwaters, barriers downstream block access to spawning habitats.

Strategies: *With the RMAP program coming to an end, celebrate success, readjust the target goals & advance progress!*

Fish Barrier Removal Board – the New Success Story

Goals of the Board:

- Prioritize whole corrections watersheds
- Restore whole populations
- Coordinate with other investments
- Streamline permitting
- Realize economies of scale by batching repairs



Measure 2.2c: Increase the number of fish passage barriers corrected from 375 to 500 per year by 12/31/2016
Measure 2.2b: Increase the miles of stream habitat opened from 350 miles to 450 miles per year by 12/31/2016

Strategy:

FBRB 17-19 Project List 79 Projects, 160 Miles of Habitat, \$51.4 M Funding Request

Puget Sound &

Hood Canal

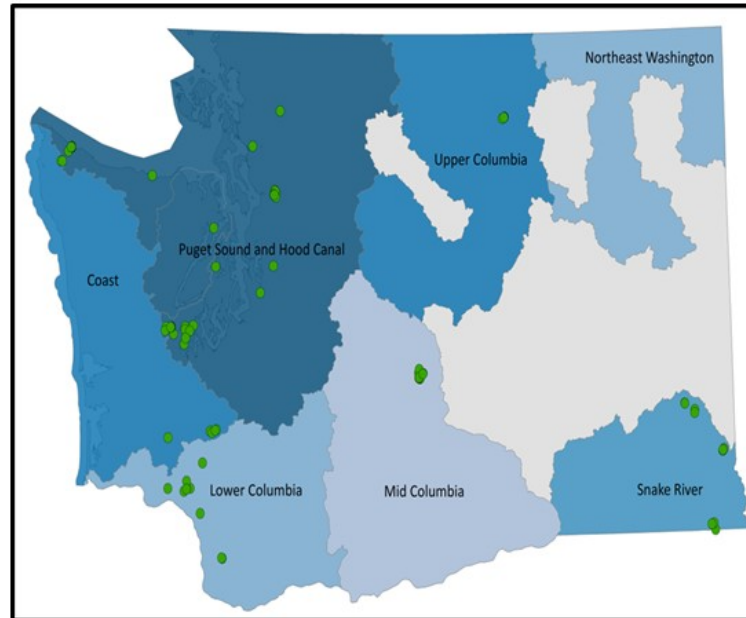
36 projects
91 miles
\$23.4M

Washington Coast

6 projects
10.6 miles
\$3.3M

Lower Columbia

10 projects
25.3 miles
\$8.3M



Upper Columbia

5 projects
1.6 miles
\$4.8M

Middle Columbia

8 projects
6.9 miles
\$3.6M

Snake River

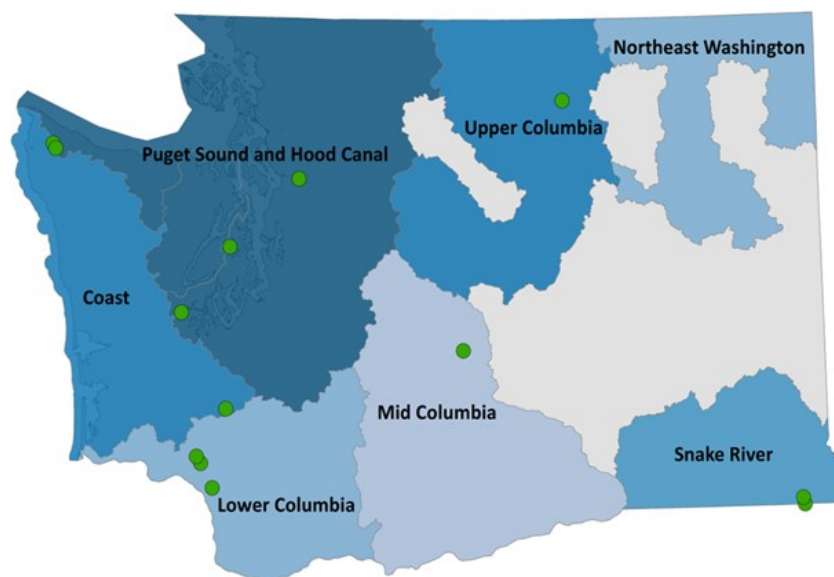
11 projects
17.8 miles
\$8.0M

Project Ownership: 7 State, 47 County, 6 City, 19 Private

Measure 2.2c: Increase the number of fish passage barriers corrected from 375 to 500 per year by 12/31/2016
Measure 2.2b: Increase the miles of stream habitat opened from 350 miles to 450 miles per year by 12/31/2016

Strategy:

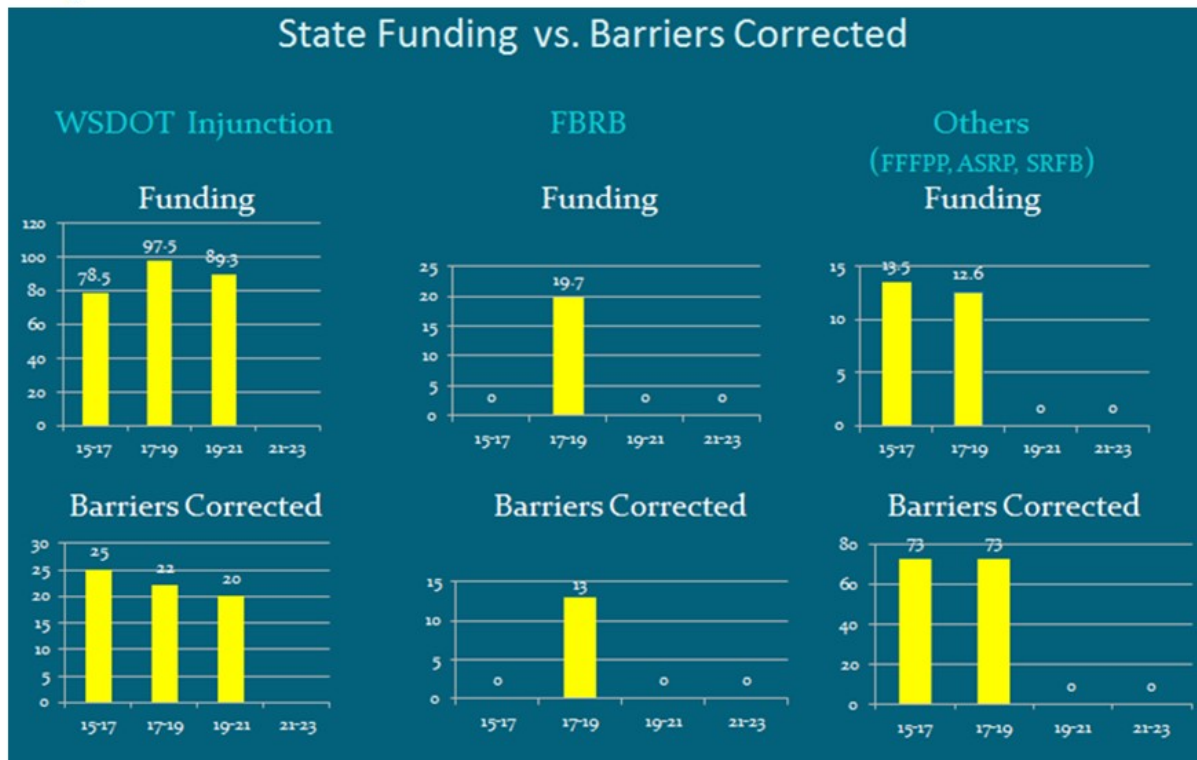
FBRB 17-19 Project List 13 Projects, 42.8 Miles of Habitat, \$19.7M Funding in Governor's Budget



Project Ownership: 2 State, 8 County, 2 City, 1 Private

Measure 2.2c: Increase the number of fish passage barriers corrected from 375 to 500 per year by 12/31/2016
 Measure 2.2b: Increase the miles of stream habitat opened from 350 miles to 450 miles per year by 12/31/2016

Recommended New Measure: *The relationship between State funding and resulting barrier corrections*



Measure 2.2c: Increase the number of fish passage barriers corrected from 375 to 500 per year by 12/31/2016
 Measure 2.2b: Increase the miles of stream habitat opened from 350 miles to 450 miles per year by 12/31/2016

Assistance Needed: *In future bienniums consider increasing the Transportation and Capital funding toward WSDOT Injunction Corrections, the Fish Barrier Removal Board, FFFPP, ASRP and the SRFB*



[Contact Us](#)

[Comment Policy](#)

[Give Us Your Feedback](#)

[Legislative Reports](#)

[Apply Lean](#)

[Foster Performance Audits](#)

[Measure Results](#)

[Gov. Inslee's New Strategic Framework](#)

[Video Message from the Governor](#)

[Printable Trifold about Results Washington](#)



Powered By  Seqrata