



Search

Results Resources ▾ Home



Sign In



1.1.a: Supplemental - Increase rate of infants whose mothers receive prenatal care in the first trimester from 72.4% in 2011 to 75.5% by 2018



G4:1.1.A/ INCREASING 1ST TRIMESTER PRENATAL CARE

Health Care Authority

Dorothy Teeter, Director
Dan Lessler, Chief Medical Officer

Washington State
Health Care Authority

3/20/2017

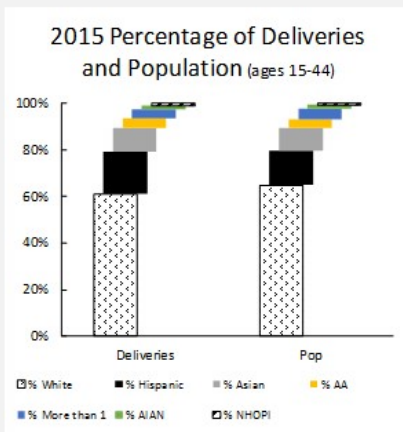
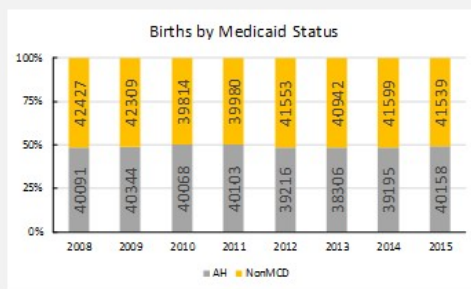
Background: Why Is It Important To Obtain Prenatal Care In The 1st Trimester?



Improved Maternal and Neonatal Outcomes:

- Early identification of risk factors and complications
- Decreased low birthweight & preterm birth
- Results in decreased cost for NICU admissions
- Early prenatal care is an indicator for access to healthcare coverage and services

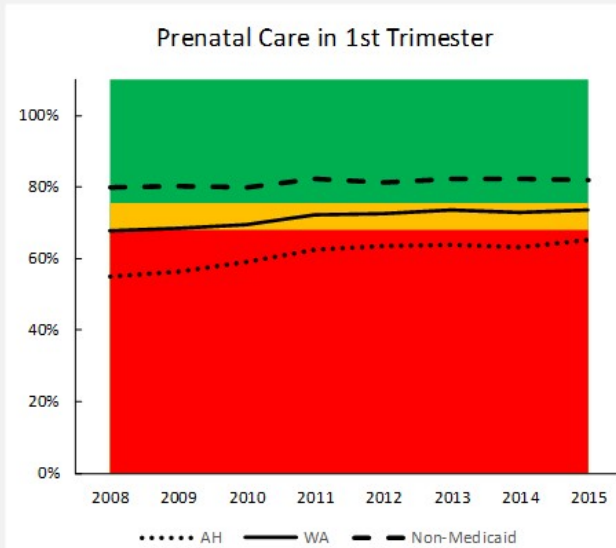
Background: Who Is Having Babies In WA?



- Deliveries in WA
 - 80K – 82K deliveries annually
 - Apple Health accounts for nearly 50% of deliveries, regardless of Affordable Care Act implementation
- Deliveries Mirror Demographics

Race/Ethnicity Population	Deliveries
Whites – 65%	61%
Hispanics – 15%	18%
Asians – 10%	10%
African Americans – 4%	4%
American Indians/Alaska Natives – 1%	1%
Native Hawaiian/Pacific Islanders – 1%	1%

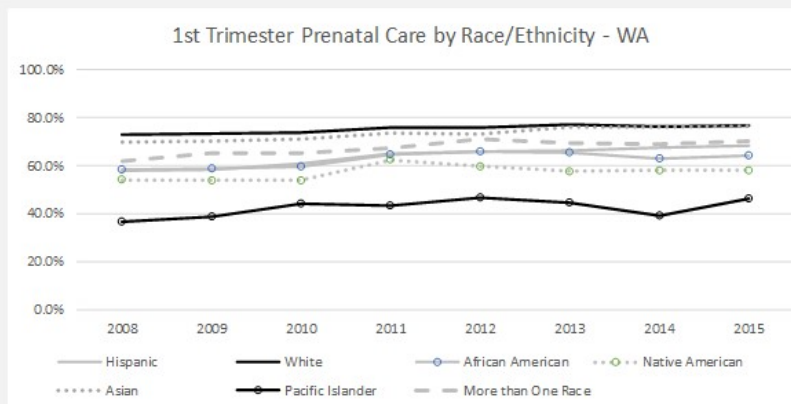
Current State: Increased Early Entry To Prenatal Care By 8.5% In 7 Years



Target is 75.5% by 2018

- **WA:**
 - 2015 = 73.7%, an 8.5% increase from 2008. Slow, but steady pace toward the goal.
- **Apple Health:**
 - 2015 = 65.2%, an 18.8% increase from 2008. Rate of increase has outpaced non-Apple Health
 - The increase for Apple Health clients may be attributed, in part, to continuous health coverage since Affordable Care Act implementation
- **Non-Apple Health:**
 - 2015 = 81.9%, a 2.5% increase from 2008.

Current State: All Racial/Ethnic Groups Improving. Disparities Evident.



2015 Racial/Ethnic Group Prenatal Care Rates

Racial/Ethnic Group – WA	Apple Health
Whites = 76.8%	67.2%
Asians = 76.6%	67.6%
Multi-racial = 70.1%	62.1%
Hispanics = 68.3%	65.9%
African Americans = 64.4%	59.7%
Native Americans = 58.0%	54.2%
Pacific Islanders = 46.1%	40.6%

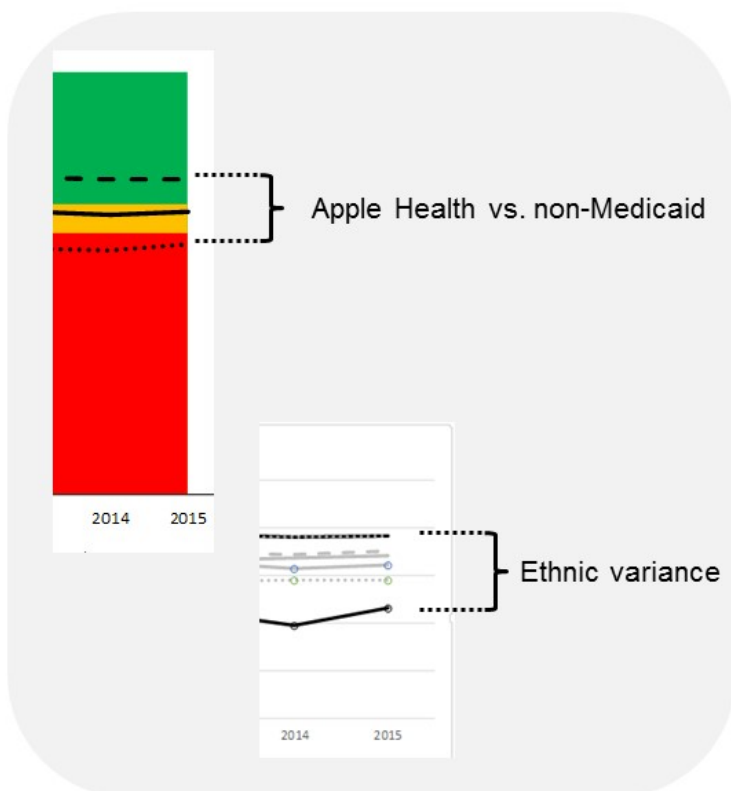
Highest Rates of Improvement

- Pacific Islanders = 26.3% growth from 2008 – 2015
- Hispanics = 17.8% growth from 2008 – 2015

Greatest Opportunity

- Pacific Islanders lag behind Whites in 1st trimester prenatal care rates by 30 percentage points

Problem/Opportunity: Closing The Gap Between Apple Health and Others



Primary Intervention Targets

Gap Between Apple Health and non-Medicaid

- Nearly 17% percentage point gap
- Improving early access to prenatal care and increasing access to inter-conception care will narrow the gap

Gaps In Racial/Ethnic Rates

- Particular attention needed to reduce disparities
- Pacific Islanders lag behind Whites in 1st trimester prenatal care rates by 30 percentage points

Ongoing Strategies: Leveraging Partnerships

1. Improve Pregnancy Outcomes

- **Maternity Support Services** is available to all pregnant Apple Health clients
- Apple Health **Managed Care Plans** actively identify pregnant women and **offer incentives** and case management
- Apple Health **continuous health coverage**
- **Earlier enrollment** into Apple Health Managed Care Plans started April 2016
- **Public Employee Plans** actively identify pregnant women and offer information and support

2. Decrease Unintended Pregnancy

- Promote preventive and inter-conception care
- DOH: Wait One Year initiative

3. Decrease Health Disparities

- Partnership with DOH and WA State Hospital Association's **Safe Deliveries Roadmap**
- **Black Infant Health Program** – Tacoma – Pierce Co. Health Department
- **American Indian Health Commission: Maternal and Infant Health Workgroup**

4. Leverage Medicaid Transformation Demonstration and Accountable Communities of Health infrastructure

Assistance Needed:

- Governor's advocacy to maintain Affordable Care Act coverage levels
- Additional partnerships with community organizations to reach racial/ethnic groups to improve care

Reported by: Health Care Authority

[Contact Us](#)

[Comment Policy](#)

[Give Us Your Feedback](#)

[Legislative Reports](#)

[Apply Lean](#)

[Foster Performance Audits](#)

[Measure Results](#)

[Gov. Inslee's New Strategic Framework](#)

[Video Message from the Governor](#)

[Printable Trifold about Results Washington](#)



Powered By  Socrata