



Results Resources ▾ Home



Sign In

Reduce rate of new HIV cases from 6.3 per 100,000 in 2014 to 3.2 cases per 100,000 by 2020



**REDUCE RATE OF NEW HIV CASES FROM 6.3 PER 100,000 IN 2014 TO  
3.2 CASES PER 100,000 BY 2020**

---

**John Wiesman**  
Secretary, Dept. Of Health



Reduce rate of new HIV cases from 6.3 per 100,000 in 2014 to 3.2 cases per 100,000 by 2020

## Background:

HIV Strategic Framework and six outcomes

Multi-agency, multi-sectoral approach

**Goal: 50% reduction in rate of new HIV diagnoses by 2020 and reduction of disparities in health outcomes**

2

## Governor's Proclamation to End AIDS, 2014



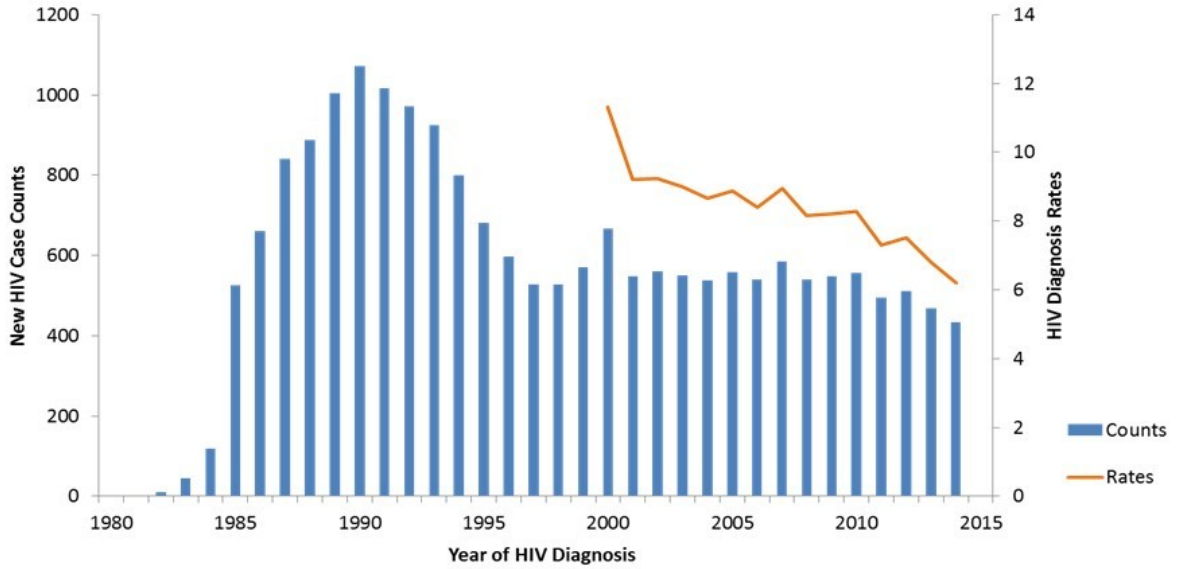
Reduce rate of new HIV cases from 6.3 per 100,000 in 2014 to 3.2 cases per 100,000 by 2020

### Background:



## Why we thought it was possible to End AIDS

Counts and Rates of New HIV Diagnoses, Washington State, 1981-2014



Based on case information reported to the Washington State Department of Health as of March 31, 2015

3



Reduce rate of new HIV cases from 6.3 per 100,000 in 2014 to 3.2 cases per 100,000 by 2020

## Background:

### End AIDS 2020 Goals



- 1. Reduce the rate of new HIV diagnoses by 50%.**
2. Increase the percentage of People Living With HIV who have a suppressed viral load to 80%.
3. Reduce the mortality rates for People Living With HIV by 25%.
4. Reduce HIV-related health disparities.
5. Improved quality of life for People Living With HIV.



4



Reduce rate of new HIV cases from 6.3 per 100,000 in 2014 to 3.2 cases per 100,000 by 2020

## Background:



### End AIDS Framework: 4 Strategies



#### **Getting people insured.**

Health insurance coverage connects people to healthcare. People can be tested for HIV, get PrEP, treatment, and receive other services to stay healthy.



#### **Getting people tested.**

People who know their HIV status can make informed decisions about their health. After getting an HIV test, people at-risk for HIV can get PrEP, and PLWH can get medical care and treatment.



#### **Getting at-risk people on PrEP.**

PrEP helps at-risk people avoid infection. Taking PrEP allows an at-risk individual to take an active role in staying negative.



#### **Getting HIV-positive people on treatment.**

Treatment helps PLWH stay healthy and reduce the chance they pass HIV to others.



Reduce rate of new HIV cases from 6.3 per 100,000 in 2014 to 3.2 cases per 100,000 by 2020

Current Measure:



Reduce rate of new HIV cases from 6.3 per 100,000 in 2014 to 3.2 cases per 100,000 by 2020



6



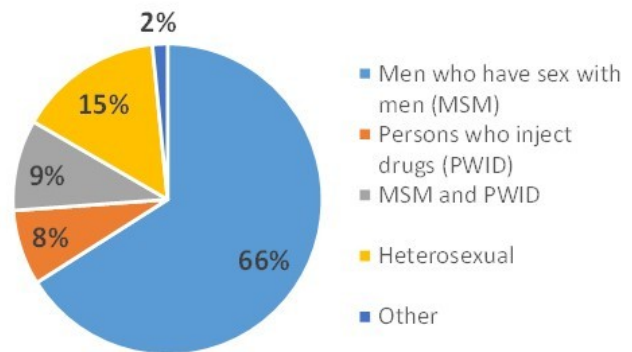
Reduce rate of new HIV cases from 6.3 per 100,000 in 2014 to 3.2 cases per 100,000 by 2020

## Background



- 6.0 new cases per 100,000 people
- Nearly 14,000 People Living With HIV; 10% unaware
- Three-quarters (75%) of epidemic are men who have sex with men
- Additional affected groups:
  - Persons of color
  - Transgender women
  - Persons who inject drugs

Risk among People Living with HIV, 2016



7

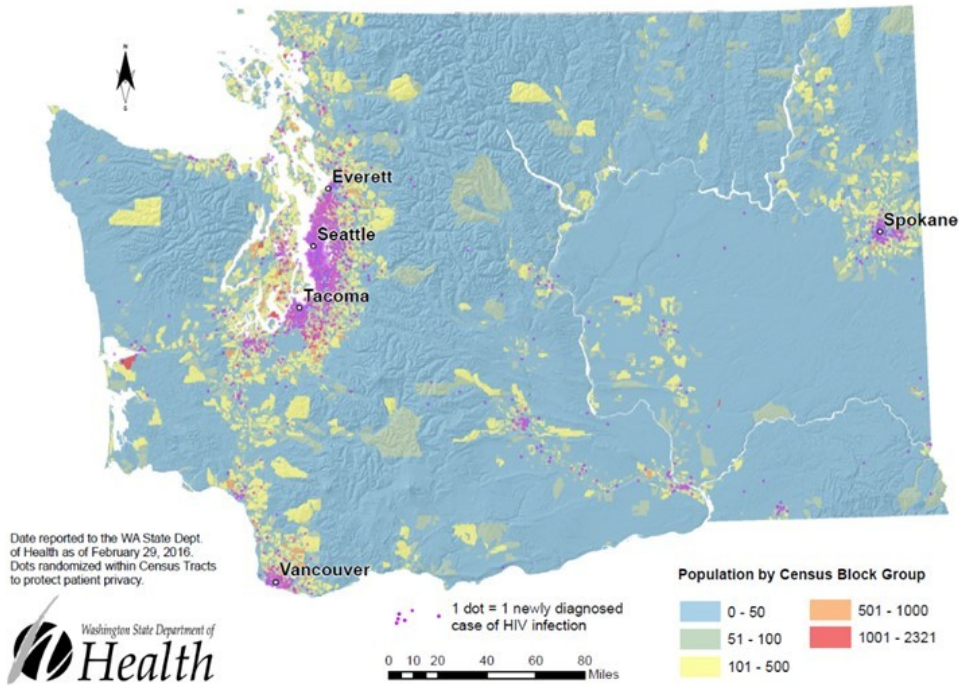


Reduce rate of new HIV cases from 6.3 per 100,000 in 2014 to 3.2 cases per 100,000 by 2020

# How Are We Doing: HIV concentrated in urban areas



New HIV Diagnoses in Relation to Population Density  
Washington State, 2010-2014 (n=2,460)



8



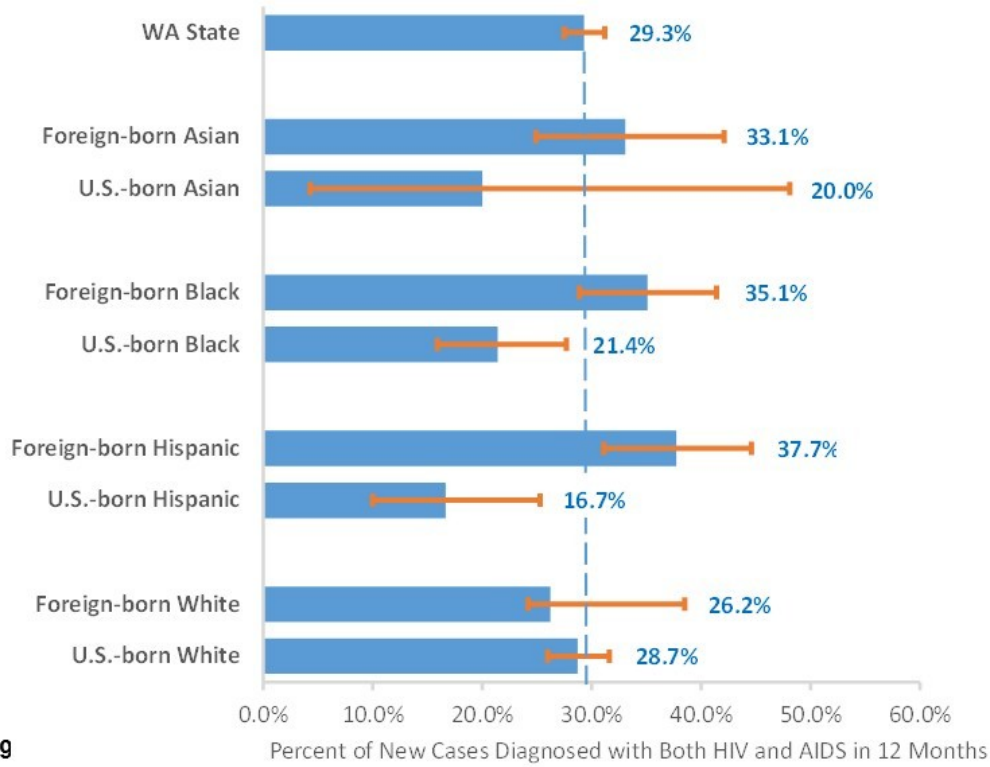


Reduce rate of new HIV cases from 6.3 per 100,000 in 2014 to 3.2 cases per 100,000 by 2020

## How Are We Doing:



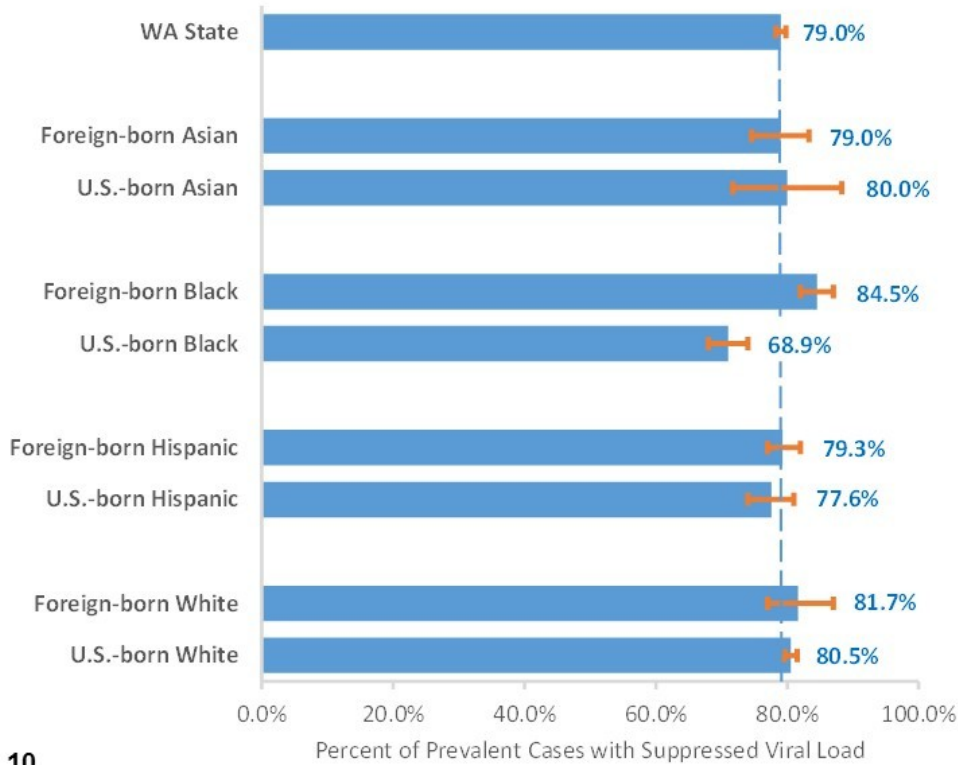
Late HIV Dx by Race, Nativity, WA State, 2011-2015



Reduce rate of new HIV cases from 6.3 per 100,000 in 2014 to 3.2 cases per 100,000 by 2020

### How Are We Doing:

Viral Load Suppression by Race, Nativity, WA State, 2016



10



Reduce rate of new HIV cases from 6.3 per 100,000 in 2014 to 3.2 cases per 100,000 by 2020

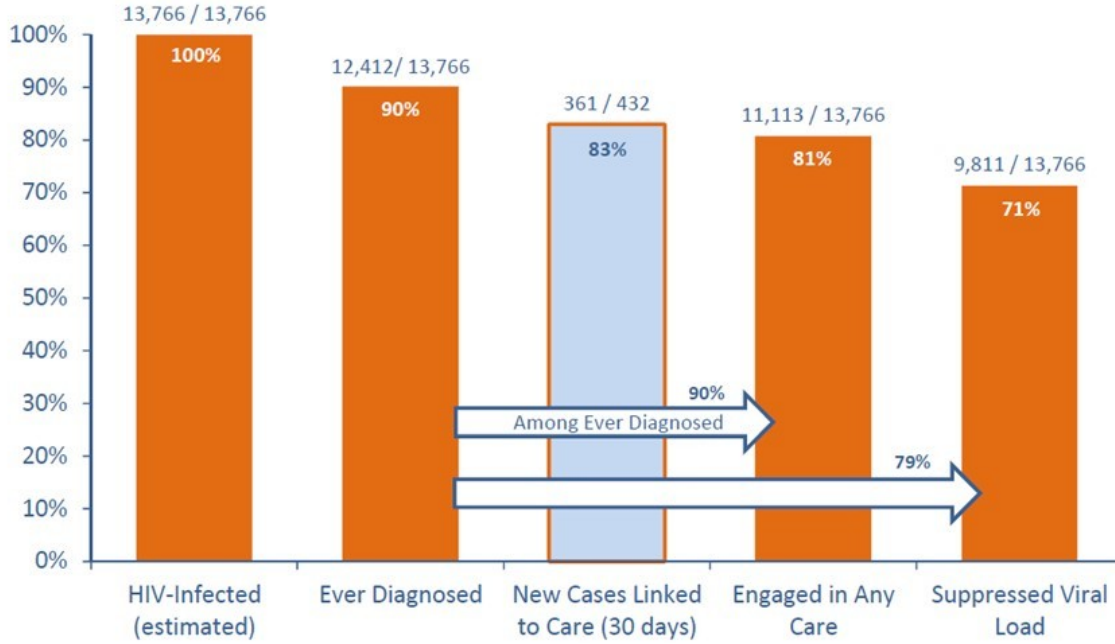
# How are we doing



## Treatment as Prevention: Care Continuum

### HIV Care Continuum, Washington State, 2016

based on HIV surveillance data reported through October 2017



11



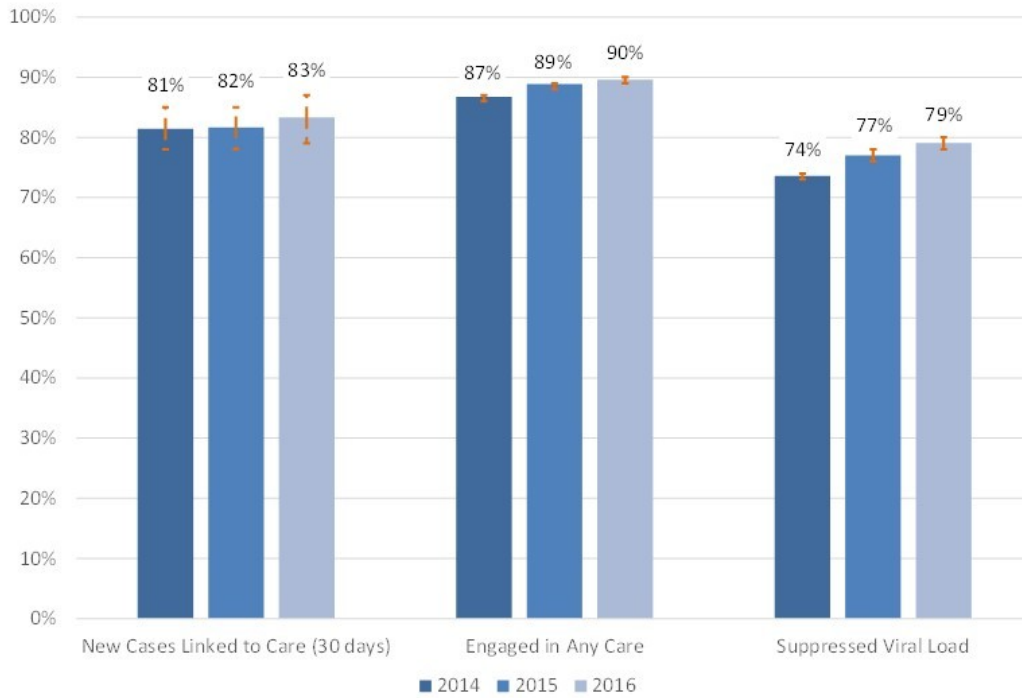
Reduce rate of new HIV cases from 6.3 per 100,000 in 2014 to 3.2 cases per 100,000 by 2020

# How are we doing



## End AIDS Achievements: Care Continua

Changes in HIV Care Continuum Metrics, WA State, 2014-2016



12



Reduce rate of new HIV cases from 6.3 per 100,000 in 2014 to 3.2 cases per 100,000 by 2020

## Strategy:



## What Are We Doing?

- Drug User Health
- Addressing Stigma
- Community Engagement
- Addressing Disparities
- PrEP Drug Assistance
- Early Intervention Program (EIP)
- Policy & Systems Changes



13



Reduce rate of new HIV cases from 6.3 per 100,000 in 2014 to 3.2 cases per 100,000 by 2020

## Action Items:

Task	Task Lead	Partners	Expected Outcome	Status	Due Date
<b>Modernize Washington's HIV/AIDS Laws</b>	Tamara Jones, DOH	Other Agencies, Local Health Jurisdictions, Community Based Organizations, People with or at High Risk for HIV	<ul style="list-style-type: none"> <li>- Update &amp; Modernize laws</li> <li>- End HIV Exceptionalism</li> <li>- Reduce HIV Stigma</li> <li>- Decriminalize HIV</li> <li>- Remove Barriers to Routine HIV Testing</li> </ul>	In Progress – Drafted  Stakeholder Meetings	2019
<b>Convene Bree Collaborative 2018 Work Group focused on LGBTQ health</b>	Ginny Weir, Bree Collaborative	DOH, Agency Medical Directors, Medical Providers, & Community	Guidelines to Improve Healthcare and Health Equity for LGBTQ Persons	Work Group Being Developed	December 2018
<b>Data sharing to improve health outcomes for People Living With HIV</b>	Karen Robinson, DOH	HCA, Managed Care Organizations,	Combine HCA and DOH surveillance data to help providers engage and treat Medicaid clients living with HIV	In Progress	January 2018



Reduce rate of new HIV cases from 6.3 per 100,000 in 2014 to 3.2 cases per 100,000 by 2020

## Assistance Needed:



### Modernize Washington's HIV Laws

- Support DOH's Legislative Package

### Bree Collaborative Proposal

- Support the study to develop standards for LGBTQ healthcare

### Interagency Work

- Reducing Homelessness (Commerce, DSHS)
- Improving Drug User Health (HCA, DSHS)



15

[Contact Us](#)

[Comment Policy](#)

[Give Us Your Feedback](#)

[Legislative Reports](#)

[Apply Lean](#)

[Foster Performance Audits](#)

[Measure Results](#)

[Gov. Inslee's New Strategic Framework](#)

[Video Message from the Governor](#)

[Printable Trifold about Results Washington](#)



Powered By Socrata

