



Search

Results Resources ▾ Home



Sign In



2.3: Supplemental - Decrease rate of return to institutions for offenders from 27.8% to 25.0% by 2020

Reported: June 20, 2016



RETURN TO INSTITUTIONS

Department of Corrections

Dick Morgan
Secretary

Jody Becker-Green, Ph.D.
Deputy Secretary

Devon Schrum
Assistant Secretary for Reentry

June 20, 2016

Data Source: Unless specifically noted, the data source for all slides is DOC OMNI admissions and release; May 2016.



Background



- Our goal is to reduce the number of individuals who return to institutions.
- Lower return rates contribute to increased public safety and reduced cost to the taxpayer for the state's criminal justice system.
- For releases in CY2012, 32.2% of individuals released were readmitted to a Washington State prison within three years.

2

The facts are that 96 percent of people incarcerated will release. Helping individuals prepare to reenter society is critical to their success.

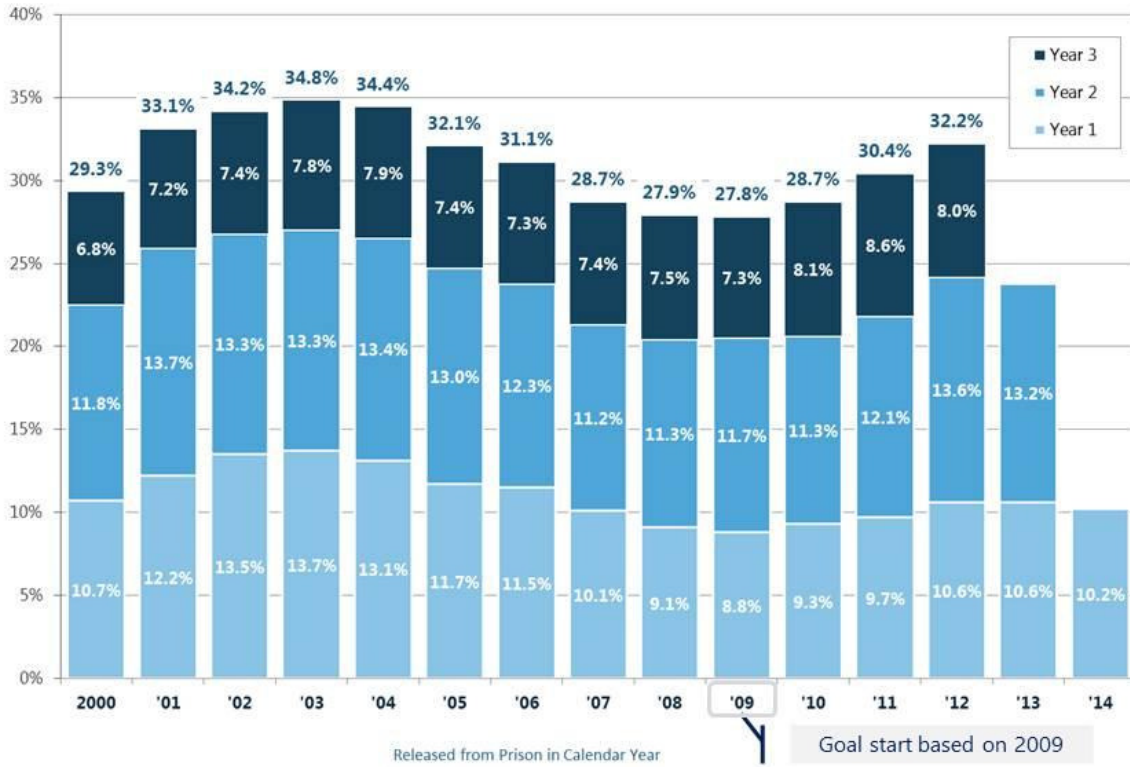
Every citizen values similar **basics** in life.

- B** ▪ Basic food, clothing, identification
- A** ▪ Affordable and accessible healthcare
- S** ▪ Safe and stable housing
- I** ▪ Independence; financial stability
- C** ▪ Community
- S** ▪ Supportive, prosocial relationships

3

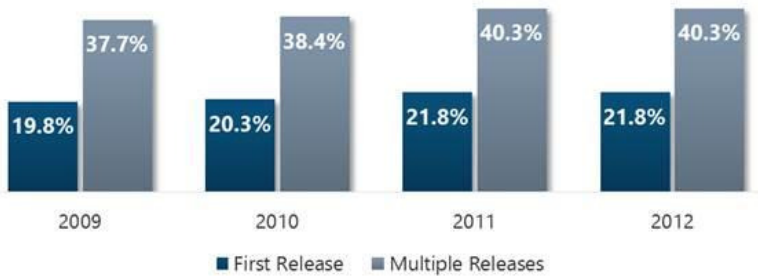
Current State

Return to Institutions Rate for All Offenses

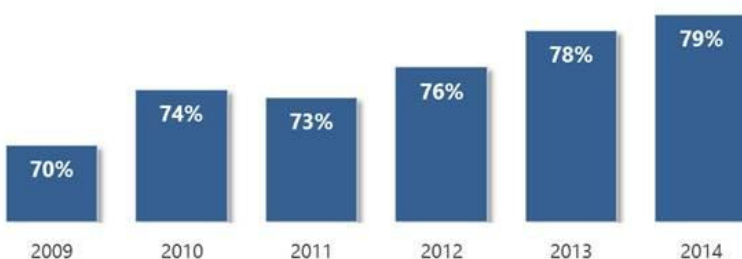


Current State: Other Trends

Comparison of rates between first incarceration and multiple prison terms

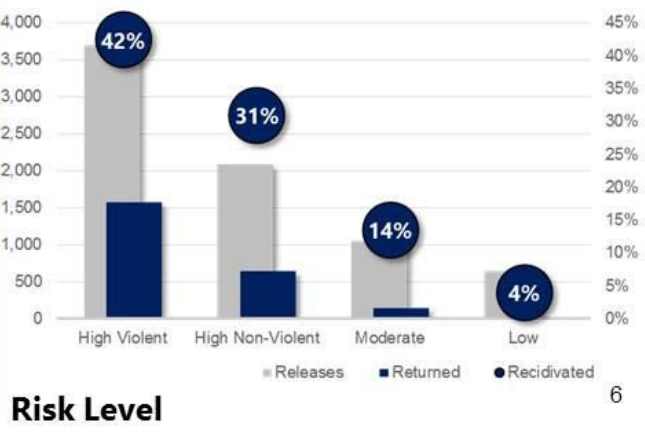
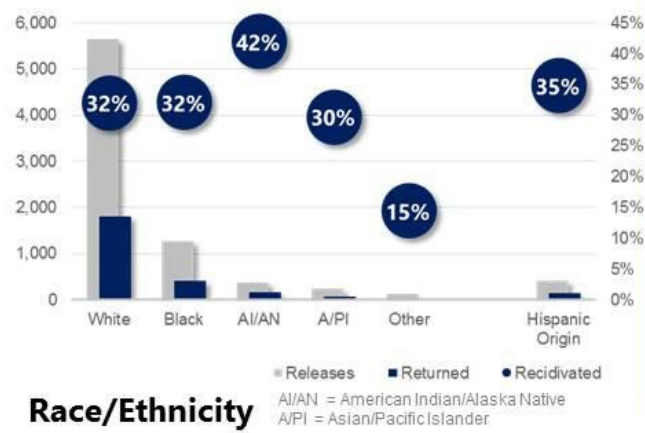
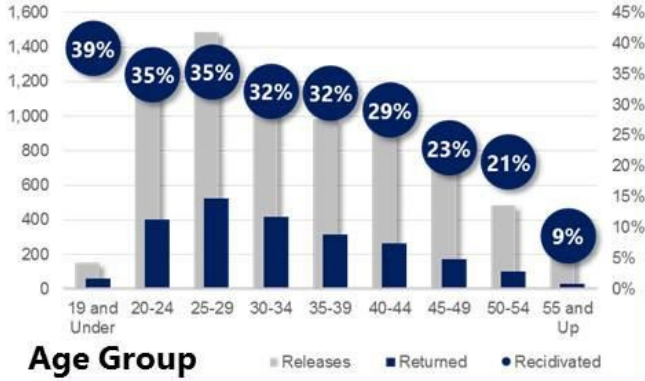


Offenders Released with a High Risk to Reoffend

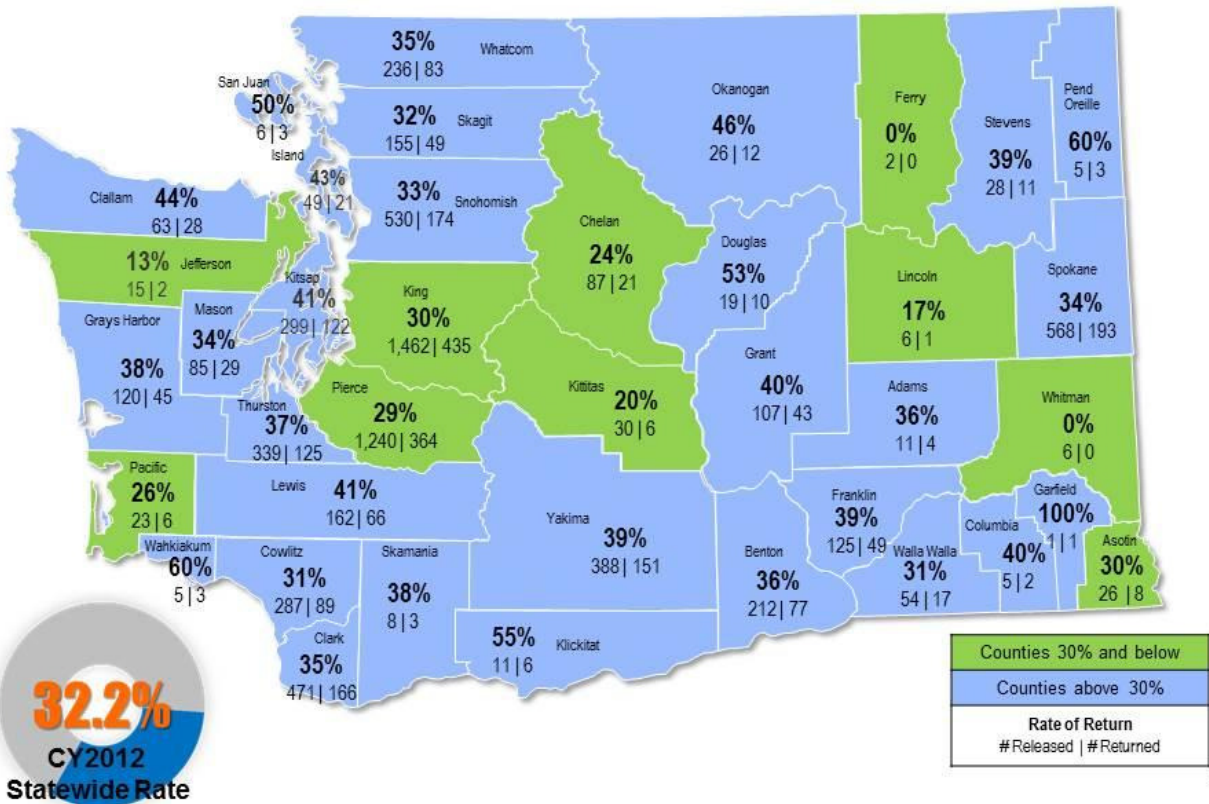


- Individuals releasing after their first incarceration recidivate at half the rate of those with multiple prison terms.
- The percent of individuals released who are assessed as high risk to reoffend continues to rise.

Current State: Demographics for CY2012 Releases



Current State: CY2012 Releases by County



Opportunity: Gap between now and our target.

There were roughly 7,850 releases in CY2015.

- At a 32% return rate ($7,850 \times 32\%$), 2,512 will return in 3 years
- At a 25% return rate ($7,850 \times 25\%$), 1,962 will return in 3 years
- If 550 fewer individuals return our goal of 25% will be achieved

8

Opportunity: Listening to clients and employees.



9

Partner Perspective:

Kim Bogucki,

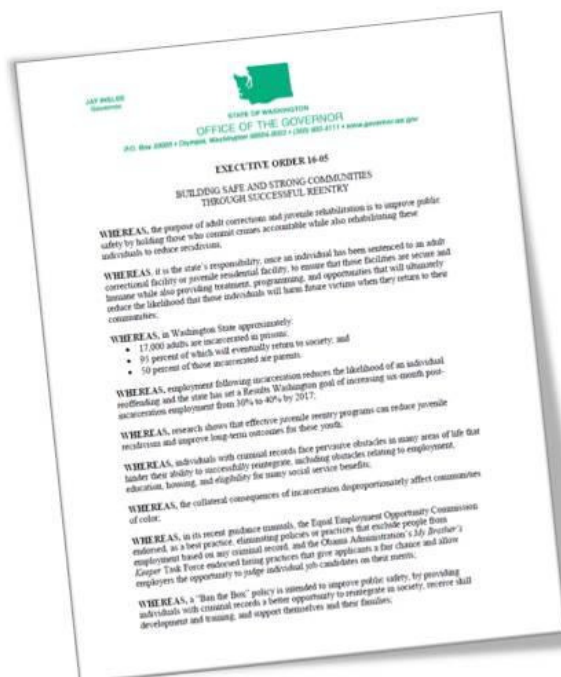
Detective – Seattle Police Department and
Co-Founder – The IF Project



10

Executive Order 16-05

Building Safe and Strong Communities Through Successful Reentry



“

“One of the most significant public safety investments we can make to improve the lives of individuals and the safety of our communities is to do more to prepare people leaving our criminal justice system for a successful re-entry to society.”

Governor Inslee

12

Strategies and Actions

Coordinated Strategies	Agencies
<ul style="list-style-type: none"> Identify and reduce barriers to state employment. 	Office of Financial Management
<ul style="list-style-type: none"> Ensure all individuals leaving a state correctional facility have a state identification card. 	Department of Licensing
<ul style="list-style-type: none"> Build a corporate outreach plan with Correctional Industries (CI) to identify workforce needs. Build commitment within the business community to review barriers for qualified applicants 	Department of Commerce
<ul style="list-style-type: none"> Allow all qualified individuals to be pre-screened for federal and state benefits before leaving a correctional facility. 	Department of Social and Health Services

Source | Executive Order 16-05, "Building Safe and Strong Communities Through Successful Reentry"

13

Strategies and Actions, cont.

Coordinated Strategies	Agencies
<ul style="list-style-type: none"> Facilitate access to statewide Work Source system. 	Employment Security Department
<ul style="list-style-type: none"> Create a statewide correctional post-secondary education and apprenticeship pathway. 	State Board of Community and Technical Colleges (SBCTC)
<ul style="list-style-type: none"> Identify both apprenticeship and pre-apprenticeship training opportunities in correctional facilities. 	State Apprenticeship and Training Council in coordination with SBCTC and CI
<ul style="list-style-type: none"> Develop recommendations to introduce secure internet-based reentry tools. 	State Cybersecurity Office
<ul style="list-style-type: none"> Build a process that allows Medicaid benefits to suspend rather than terminate when individuals are incarcerated. 	Health Care Authority

Source | Executive Order 16-05, "Building Safe and Strong Communities Through Successful Reentry"

14

Detailed Action Plan

Task	Lead	Partners	Expected Outcome	Status	Due Date
Executive Order 16-05, "Building Safe and Strong Communities Through Successful Reentry"	Devon Schrum	Various agencies and partners	Successful reentry, increased public safety, and reduced recidivism	On-going	On-going
Responsible Fatherhood Opportunities for Reentry and Mobility (ReFORM) Grant	Carolyn House-Higgins	Department of Social and Health Services	Implementation of ReFORM in Thurston, Lewis, Cowlitz and Clark counties	Implementation July 1, 2016	2020
Partner and implement King County Second Chance Grant	Susan Piccinini	King County, Community, Education, Healthcare Partners, and Legal Advocates	Improved case compliance and targeted service delivery based on need.	On-going	September 2016
Serve on the Statewide Reentry Council	Devon Schrum	Statewide Reentry Council	Collaboration and support for reentry issues.	On-going	On-going

15

Assistance Needed

- Continued support and collaboration to realize the intent of Executive Order 16-05, "Building Safe and Strong Communities Through Successful Reentry"
- Endorse reinvestment strategies to support successful reentry and lower recidivism.

“

“It just makes sense to support people as they transition from prison back into the community. We all win when we lower recidivism, increase public safety, and restore hope for formerly incarcerated people to become community assets.”

King County Prosecuting Attorney Dan Satterberg

16

[Contact Us](#)

[Comment Policy](#)

[Give Us Your Feedback](#)

[Legislative Reports](#)

[Apply Lean](#)

[Foster Performance Audits](#)

[Measure Results](#)

[Gov. Inslee's New Strategic Framework](#)

[Video Message from the Governor](#)

[Printable Trifold about Results Washington](#)



Powered By 