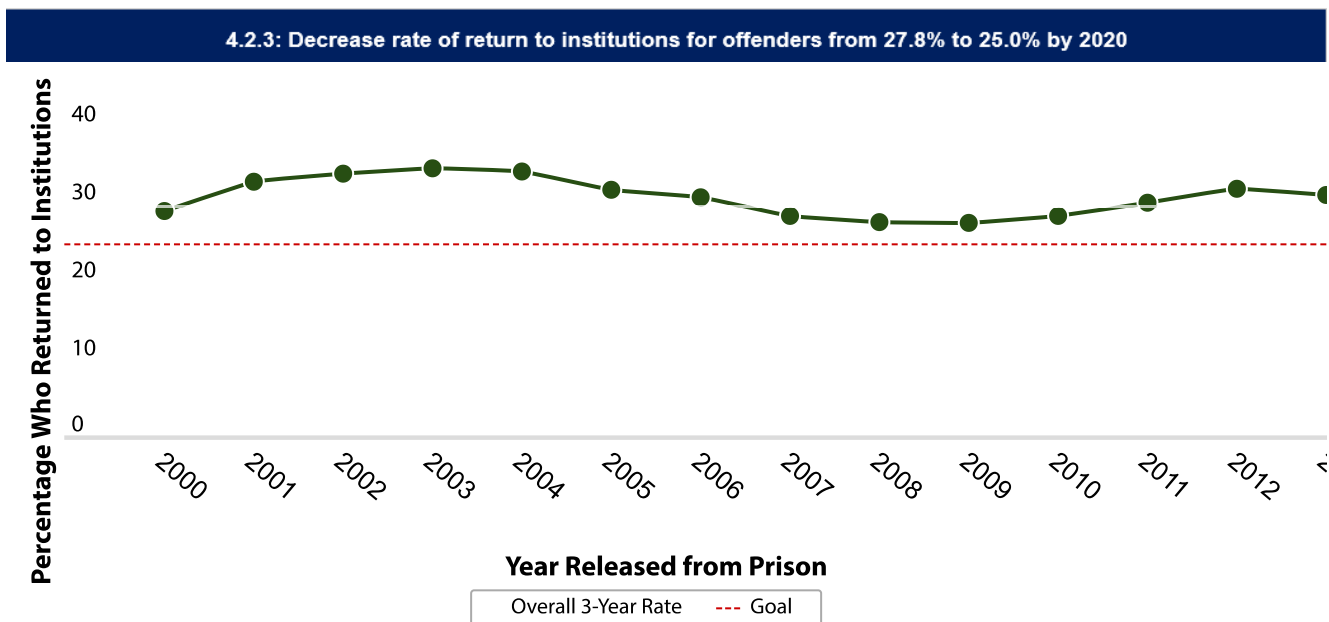




2.3: Supplemental Report- Decrease rate of return to institutions for offenders from 27.8% to 25.0% by 2020

Reported on August 17, 2015



Background:

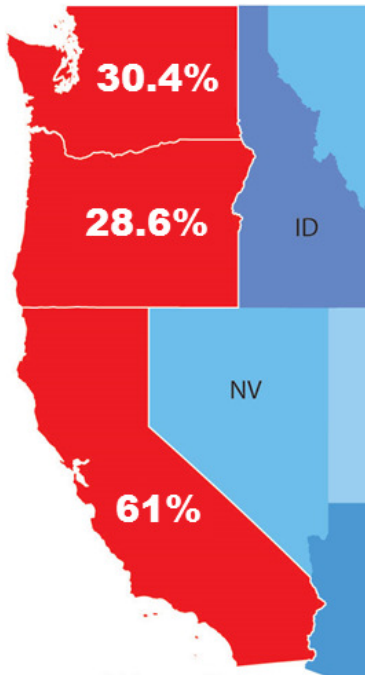


- Our goal is to reduce the number of offenders who return to institutions as a result of new felony convictions.
- Lower return rates contribute to increased public safety and reduced cost to the taxpayer for the state's criminal justice system.
- For releases in CY2011, 30.4% of offenders were readmitted to a Washington State prison within three years.



Background: State Comparisons

Defining and counting recidivism differs between states

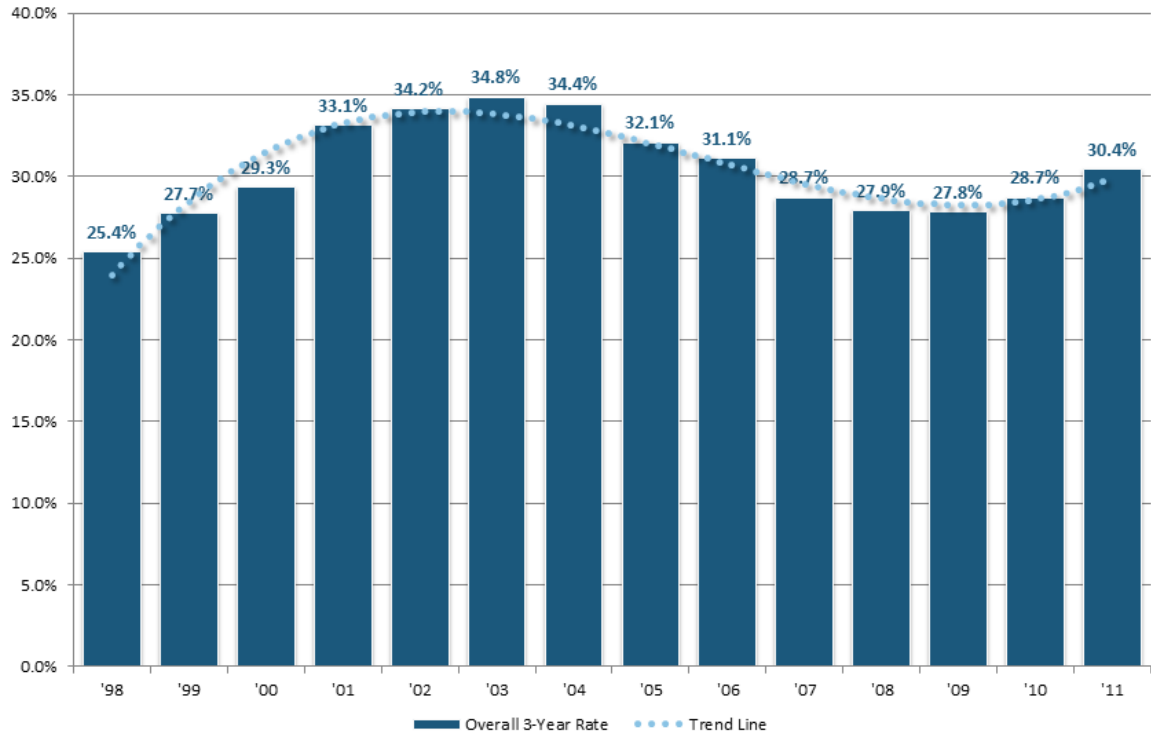


- **Washington** (30.4% for CY2011 releases)
 - The rate of return to institutions measures how many offenders return to a Washington State prison within 3 years of release.
- **Oregon** (28.6% average for CY2011 releases)
 - Recidivism is defined as the total percentage of a release cohort that was convicted of any felony at any time within the specified number of months (12, 24 and 36 months) following release from prison.
- **California** (61% for FY2008-09 releases)
 - The California Department of Corrections and Rehabilitation (CDCR) measures recidivism by tracking arrests, convictions, and returns to State prison for 3 years after release.

Source: Washington, Oregon and California DOC public websites as of August 2015.

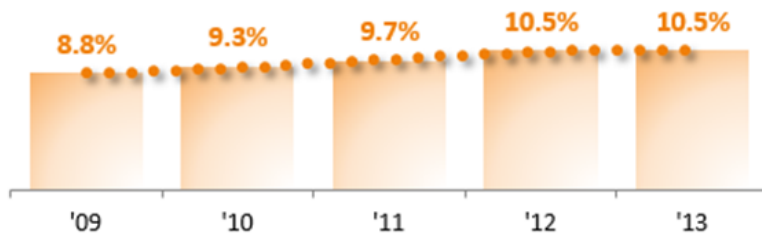
Current State:

Return to Institutions Rate
Overall 3-Year Rate for All Offenses

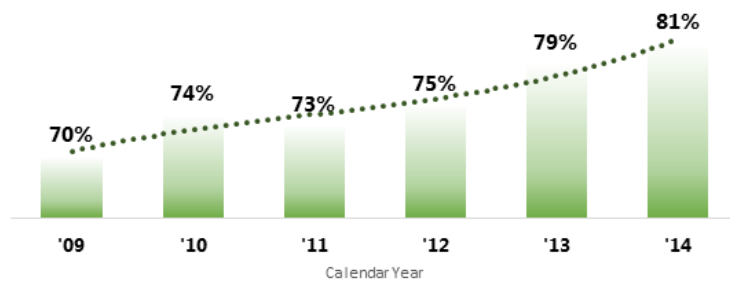


Current State: *Other Trends*

Trend of First Year Returns

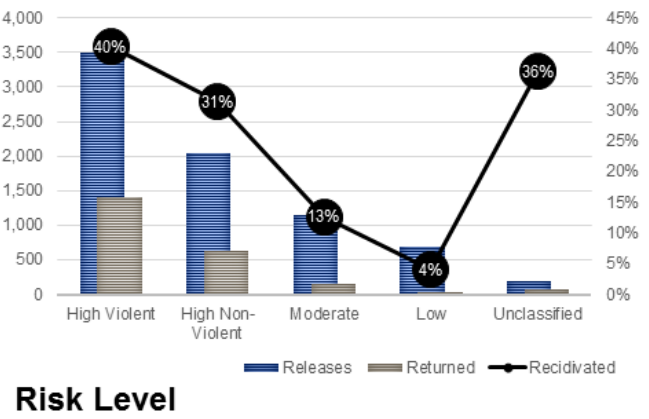
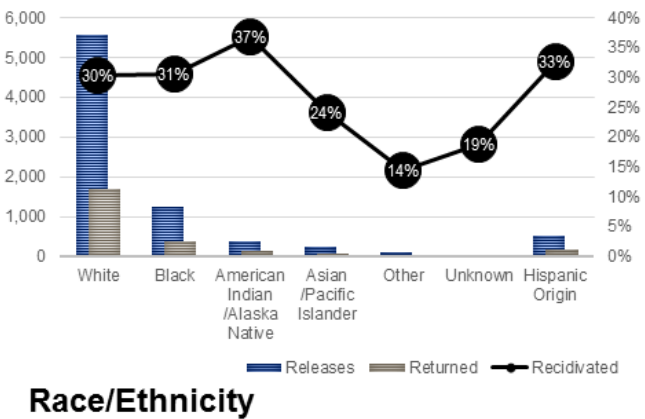
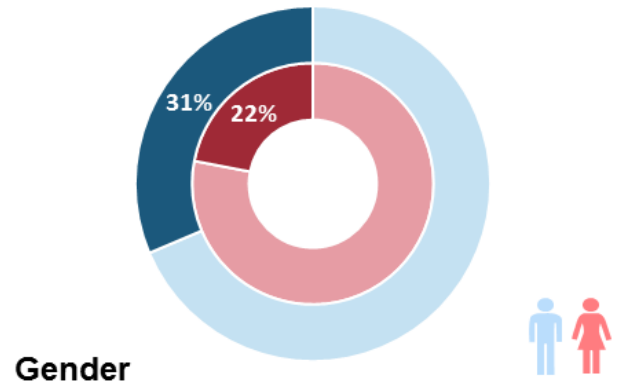
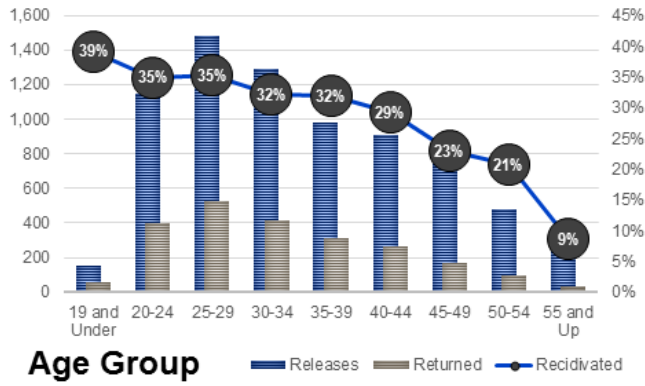


High Risk Offender Releases

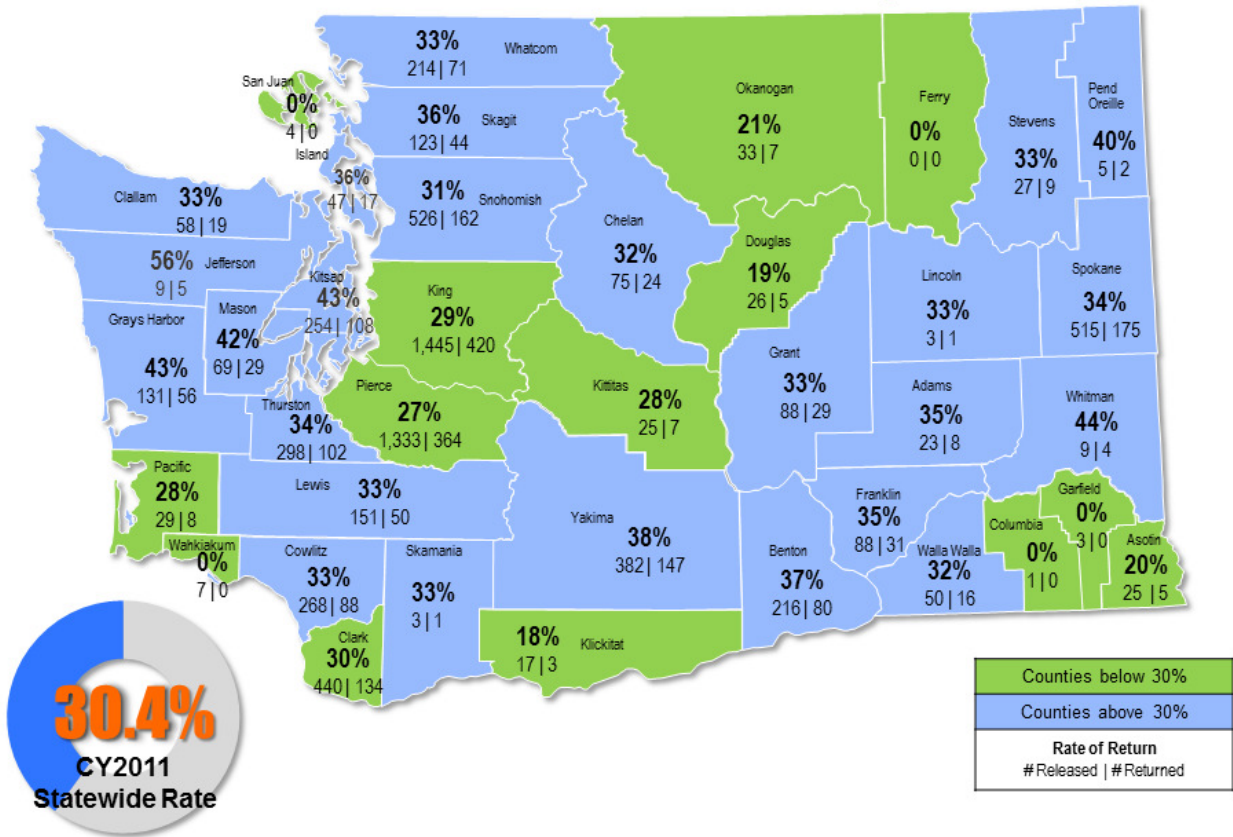


- The rate of readmission during the first year after release has been trending up over the past five years.
- The percent of offenders released that are assessed as high risk continues to rise.

Current State: Demographics for CY2011 Returns



Current State: CY2011 Returns by County



Opportunity: *Gap between now and our target.*

There were roughly 7,850 releases in CY2014.

- At a 30% re-offense rate ($7,850 \times 30\%$), 2,355 will return in 3 years
- At a 25% re-offense rate ($7,850 \times 25\%$), 1,962 will return in 3 years
- Our goal will be achieved if 400 fewer offenders re-offend

Balancing Safety and Offender Change



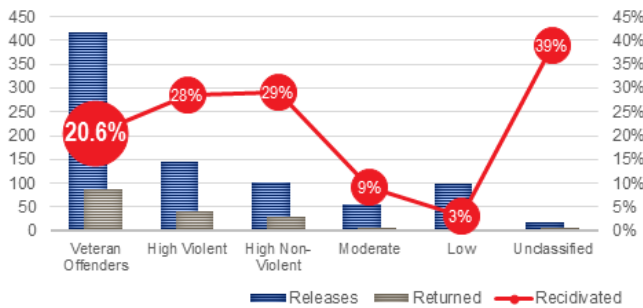
Strategies and Actions

Strategy	Actions
Prioritize higher risk offenders for programs to address their criminogenic needs.	<ul style="list-style-type: none"> • Advance Corrections (Risk, Need and Responsivity) • Cognitive Behavior Interventions, Sex Offender, and Substance Abuse Treatments • Education and Vocational Training • Place Safety
Target services across the correctional continuum	<ul style="list-style-type: none"> • Mission Housing • Mental Health • Affordable Care Act Enrollment • Chronic Care Management model
Seek and maintain partnerships focused on transitional support services.	<ul style="list-style-type: none"> • Veterans (connecting to services) • King County Second Chance Grant • Health Care Authority (healthcare) • Licensing (identification) • Commerce (housing)
Improve compliance with supervision and case plan.	<ul style="list-style-type: none"> • Swift and Certain Sanctioning • Smart Supervision • Thinking for Change

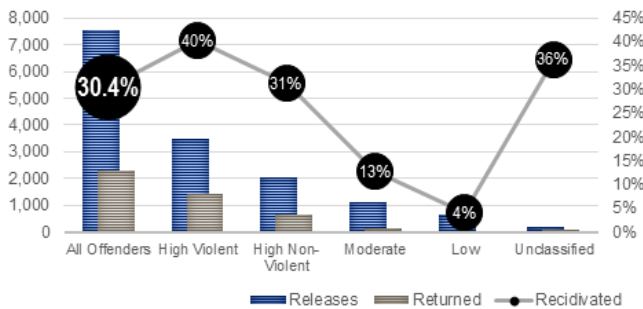
Partnerships in Action:



Rate of Return to Institutions by Risk Level
Veteran Offenders, CY2011 Releases



Rate of Return to Institutions by Risk Level
All Offenders, CY2011 Releases



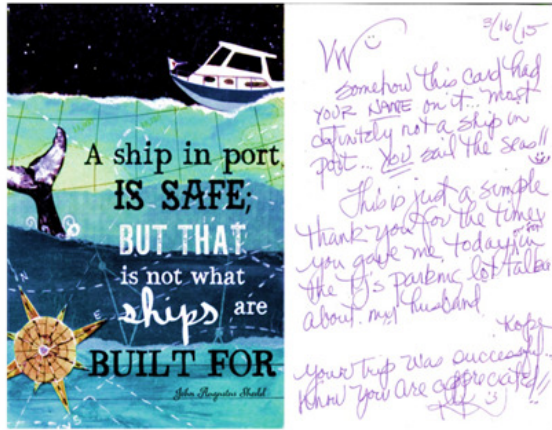
Veteran offenders have a *lower recidivism rate* compared to non-veteran offenders

- For CY2011 releases, the return rate for veteran offenders was **20.6%**, compared to 30.4% for all offenders

Initiative highlights:

- Northwest Justice Project Partnership**
 - Serving approximately **80** individuals with civil legal aid
- Peer to Peer Mentorship**
 - Work Release Pilots in Pierce and Cowlitz counties offering connection with community resources and housing advice upon release

WDVA/DOC Pilot Program Connecting with Veterans Upstream (In Prison) and at Work Release in Pierce and Cowlitz Counties and Beyond



- Active veteran clients - **30**
- Clients receiving Supportive Services for Veteran Families (SSVF) - **5 (\$10,900)**
- Enrolled in Homeless Veterans Reintegration Project (HVRP) - **9 (\$5,510)**
- Program gift cards WDVA - **10 (\$500)**
- Enrolled in VA Health Care - **22**
- Pending VA claims - **12**
- Resolved VA claims with Ratings - **3**
- Enrolled in School - **3**
- Employed - **15**
- Pending Social Security claims - **5**

Action Plan

<p>Lead Agency DOC</p> <p>Partner Agency King County, Community, Education, Healthcare Partners, and Legal Advocates</p>	<p>Strategy Leverage partnerships to improve services and increase supervision compliance.</p>	<p>Task Partner and implement King County Second Chance Grant</p> <p>Task Lead Devon Schrum, Director of Reentry Services</p>	<p>Expected Outcome Improved case compliance and targeted service delivery based on need.</p> <p>Status On Track</p> <p>Due Date September 2016</p>
<p>Lead Agency DOC</p> <p>Partner Agency WSIPP and WSU</p>	<p>Strategy Target limited resources to the greatest need and highest return on investment.</p>	<p>Task Prioritize higher risk offenders for programs</p> <p>Task Lead Keri Waterland, Assistant Secretary for Offender Change</p>	<p>Expected Outcome Ensuring the right offenders are receiving services based on assessed need.</p> <p>Status On Track</p> <p>Due Date On-going</p>
<p>Lead Agency DOC</p> <p>Partner Agency Office of the Governor, Legislature, Criminal Justice Partners, WSIPP, and Council of State Governments</p>	<p>Strategy Increase public safety.</p>	<p>Task Continue efforts around sentencing reform</p> <p>Task Lead Bernard Warner, Secretary</p>	<p>Expected Outcome Cost-efficient criminal justice, increased public safety, and reduced recidivism.</p> <p>Status On Track</p> <p>Due Date On-going</p>
<p>Lead Agency DOC</p> <p>Partner Agency OCIO</p>	<p>Strategy Update our assessment tools and systems that support case management across the correctional continuum.</p>	<p>Task Design and deploy a comprehensive fourth-generation risk, need, responsibility tool and case management system</p> <p>Task Lead Amy Seidlitz, Advance Corrections Project Director</p>	<p>Expected Outcome Enhanced system for case managers and data analytics.</p> <p>Status On Track</p> <p>Due Date Phase 1: October 2015</p>

Reported by: Department of Corrections

Data Notes

Data Source: Unless specifically noted, the data source for all slides is DOC OMNI admissions and release; July 2015.

[Contact Us](#)

[Comment Policy](#)

[Give Us Your Feedback](#)

[Legislative Reports](#)

[Apply Lean](#)

[Foster Performance Audits](#)

[Measure Results](#)

[Gov. Inslee's New Strategic Framework](#)

[Video Message from the Governor](#)

[Printable Trifold about Results Washington](#)



Powered By 