



Search

Results Resources ▾ Home



Sign In



2.3.a. Increase percentage of adult offenders complying with their conditions of supervision or case plan from 75% to 78% by 2017



COMPLIANCE WITH SUPERVISION

Department of Corrections

Jody Becker
Deputy Secretary

Mac Pevey
Assistant Secretary
Community Corrections

August 21, 2017



Background:

- **What are we measuring?**

- Supervised individuals who comply with their conditions of community supervision or case plan.

- **How do we measure it?**

- Compliance is determined by the individual's status at the end of the month. This point-in-time status reflects whether or not he/she is available for supervision. Individuals on a warrant, in violation of their conditions of supervision, or detained in jail are not compliant.

- **Why is this a priority?**

- Individuals who remain compliant and positively engaged with their case plan while on community supervision are less likely to re-offend; thus improving public safety.

2

Background:

- **How many offenders are on community supervision?**

- There are roughly **18,000 individuals** on the community supervision caseload.

- **How many community corrections officers supervise offenders?**

- Currently, there are **687 community corrections officers** who supervise offenders across the state.
- Community supervision is not 24/7. For high risk violent individuals, 3 face-to-face contacts per month is standard. There are 39 distinct supervision types which direct conditions of supervision.

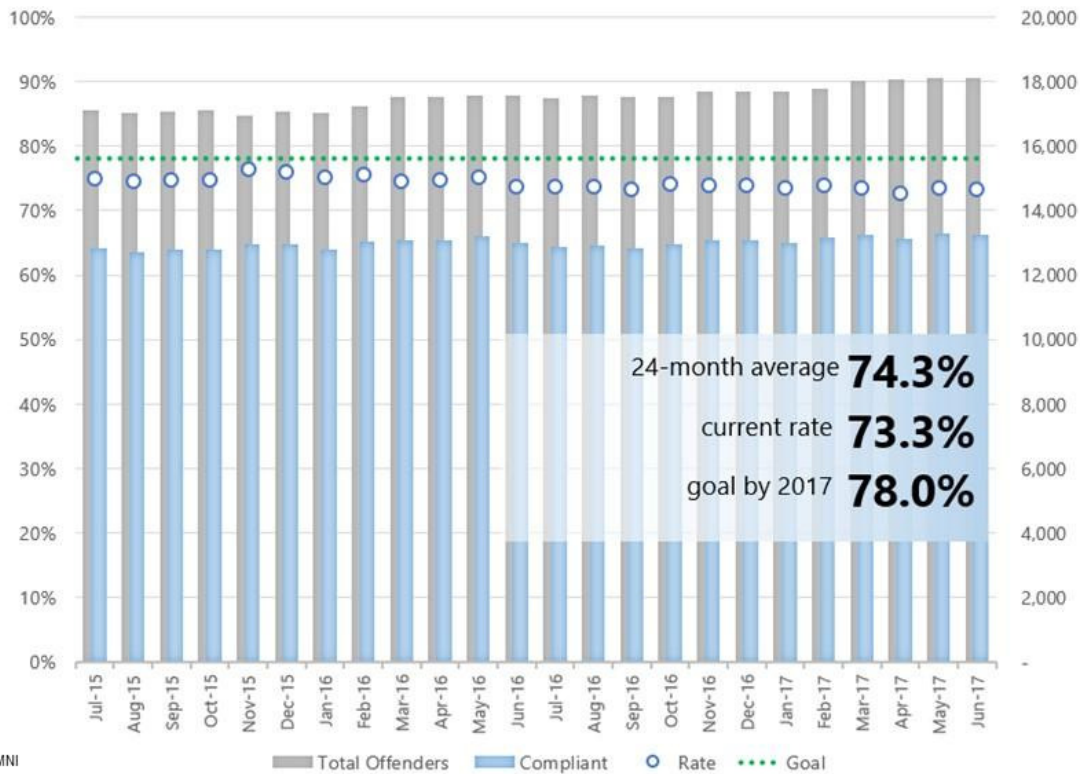
- **Who is on community supervision?**

- 56% came directly from jail or the courts.
- 44% served time in prison prior to supervision.
- 70% are high risk to reoffend.
- 70% are being supervised for drug, assault, and property crimes.
- This population has a high rate of addiction, medical, and mental health issues. Basic needs for substance abuse treatment, healthcare, housing, and employment are critical.

3

Current State: 3 out of 4 individuals are compliant

Rate of Compliance with Conditions of Supervision or Case Plan



Source | OMNI

Current State: Percent Compliant by Demographics

Race/Ethnicity

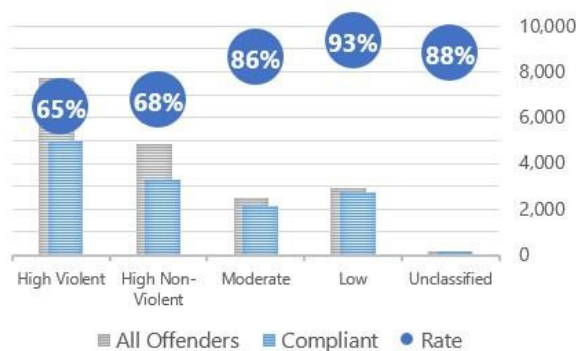


AI/AN = American Indian and Alaska Native A/PI = Asian and Pacific Islander

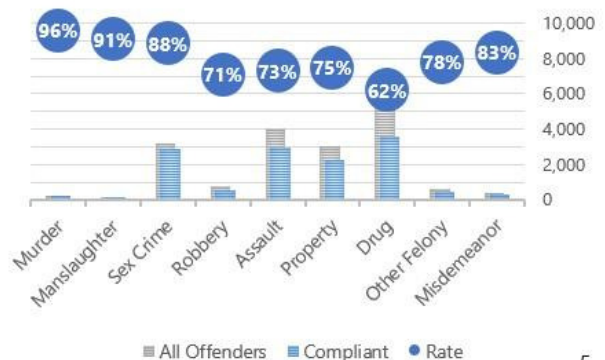
Gender



Risk Level



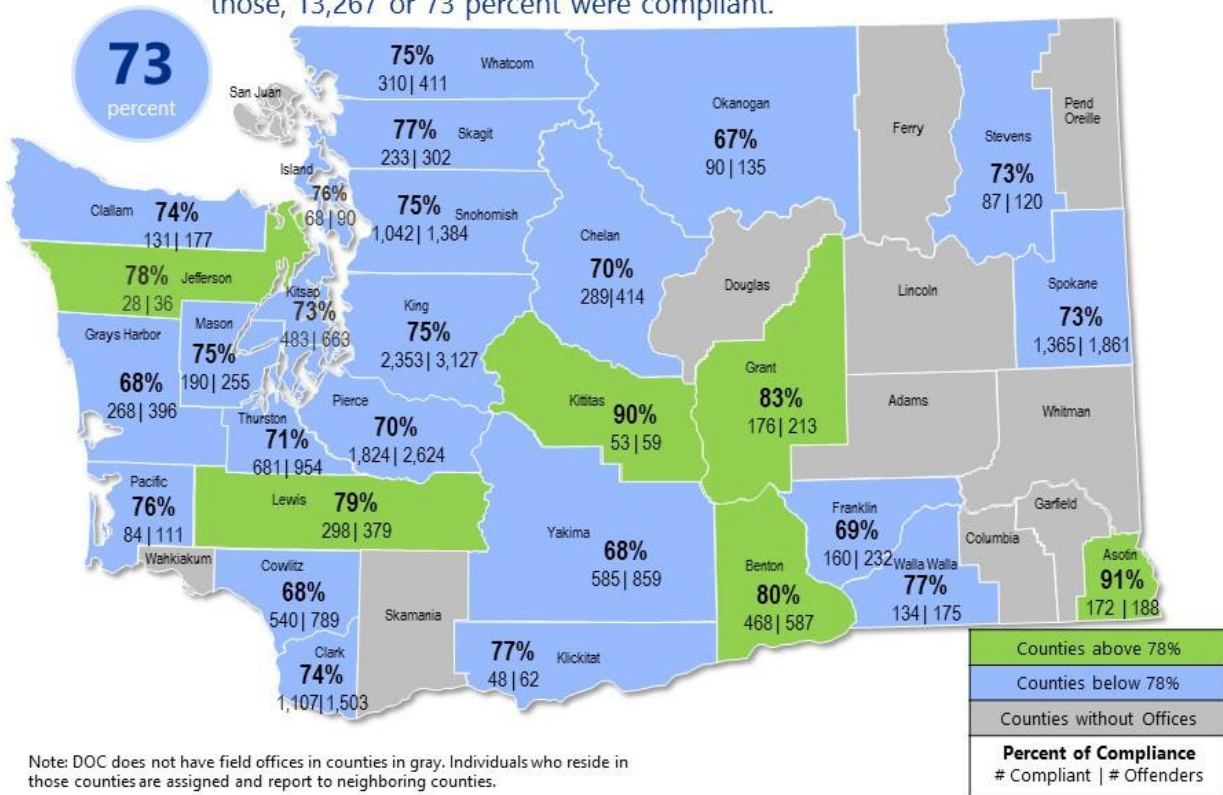
Offense Type



Source | OMNI; Demographics as of June 30, 2017.

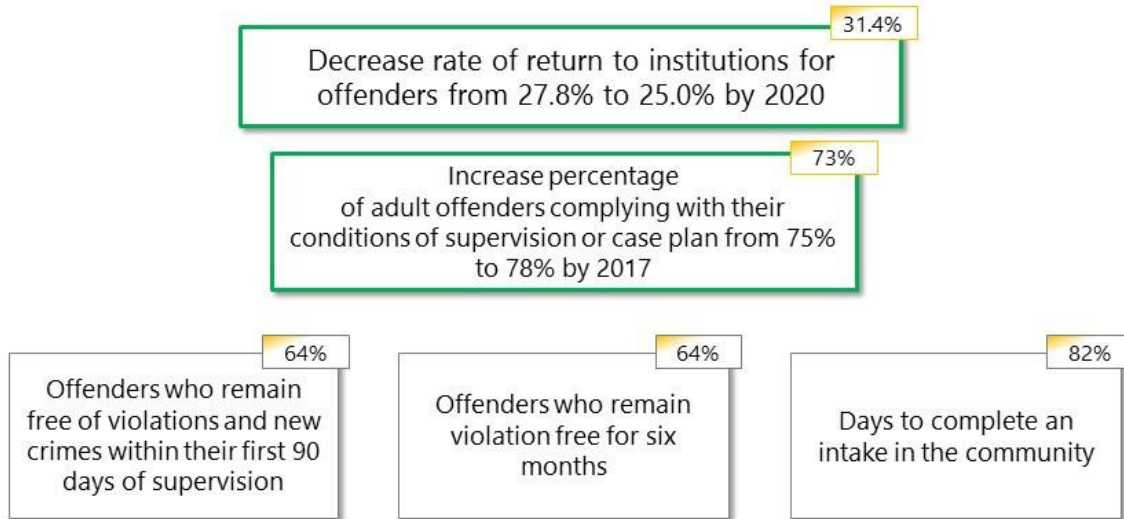
Current State: Percent Compliant by County

As of June 30, 2017, there were 18,106 individuals on active supervision. Of those, 13,267 or 73 percent were compliant.



6

Additional measures which influence compliance



Challenge: *Percent compliant has been steady*



- The percentage of individuals complying with their conditions of supervision or case plan has remained steady at around 74% for the past 24 months.
- This population has a high rate of addiction, medical and mental health issues. Basic needs for substance abuse treatment, healthcare, housing, and employment are critical.
- Treatment, housing, and employment are not always available.

8

Strategies : *Roadmap on ways to improve*



- Advance Corrections Initiative
 - Focusing resources on those with the higher risk to reoffend
 - Targeting interventions based on the offender's risk, need, and responsivity
 - Training staff to actively engage with individuals on continuous caseload
 - Deploying strategies and resources based on research and data
- Continue to build collaborative partnerships to enhance treatment, housing, and employment resources in the community.

9



Case Manager Perspective:

Lindsey Diederichs

Lead Community Corrections Officer

Lynnwood Field Office

10

Client Perspective:

Edward Cheung

Supervised Individual

11

Detailed Action Plan:

Task	Task Lead	Partners	Expected Outcome	Status	Due Date
Design and deploy a comprehensive fourth-generation risk, need, responsibility tool and case management system	Mark Kucza	OCIO, WSU, and WSIPP	Increased public safety and compliance; and decreased recidivism	On track	December 2017
Drug Deterrence Pilot	Donta Harper	Substance Abuse Treatment Providers	Decreased drug use, and increased public health, public safety, and compliance	On track	March 2019
Opioid grants and other workgroups	Kevin Bovenkamp	DOH, UW, and DSHS	Decreased drug use, and increased public health, public safety, and compliance	On track	2019

12

Assistance Needed:

- Community resources to assist individuals with:
 - Addiction
 - Mental Health
 - Housing
 - Employment
- Partnerships, communication and capacity to provide priority and continued services to individuals (Behavioral Health Organization – BHO)

13

[Contact Us](#)

[Comment Policy](#)

[Give Us Your Feedback](#)

[Legislative Reports](#)

[Apply Lean](#)

[Foster Performance Audits](#)

[Measure Results](#)

[Gov. Inslee's New Strategic Framework](#)

[Video Message from the Governor](#)

[Printable Trifold about Results Washington](#)



Powered By 