



Results Review

October 24, 2018

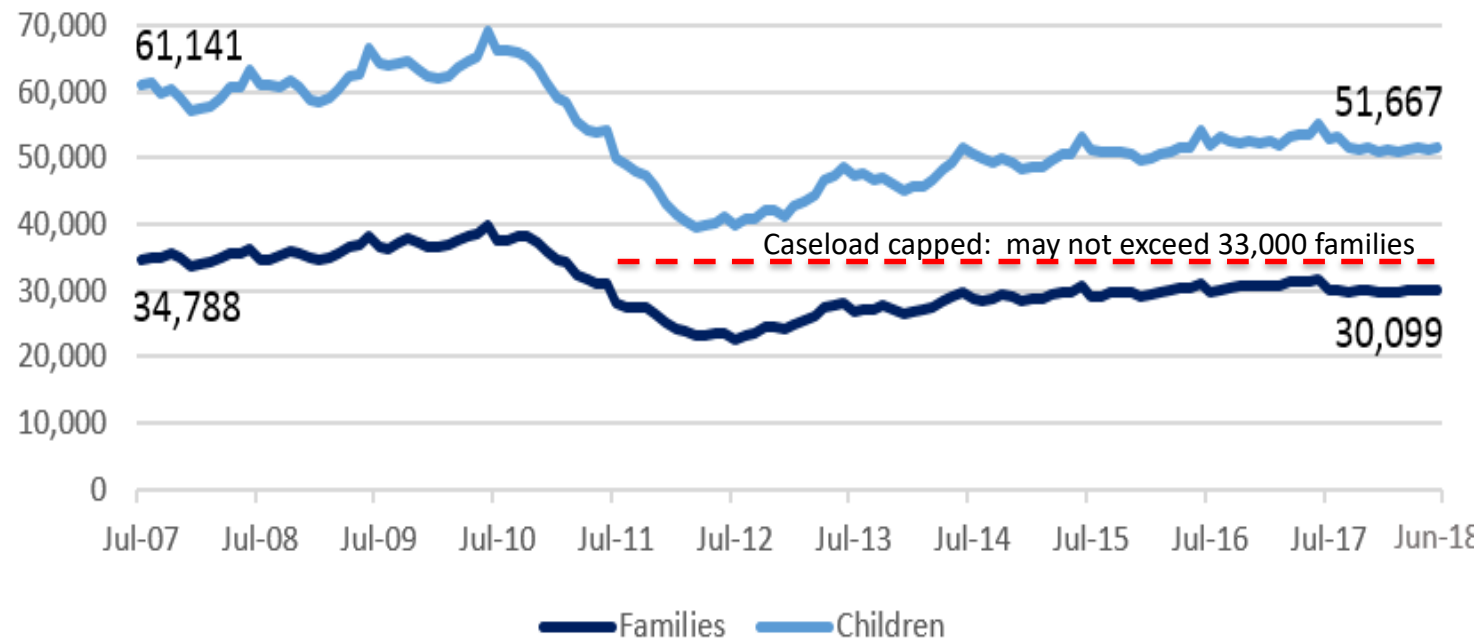
Results WA Measure	Current	Target by 2020	Performance Status
State-funded preschool enrollment slots	11,691	19,068	Needs Improvement
Early Achievers Rating (Level 3 and Above)	1,670	1,471	Target Met
Kindergarten Readiness	46.7%	90%	Needs Improvement
WA Average Earnings	\$61,887	\$65,000	On Track

OPENING REMARKS



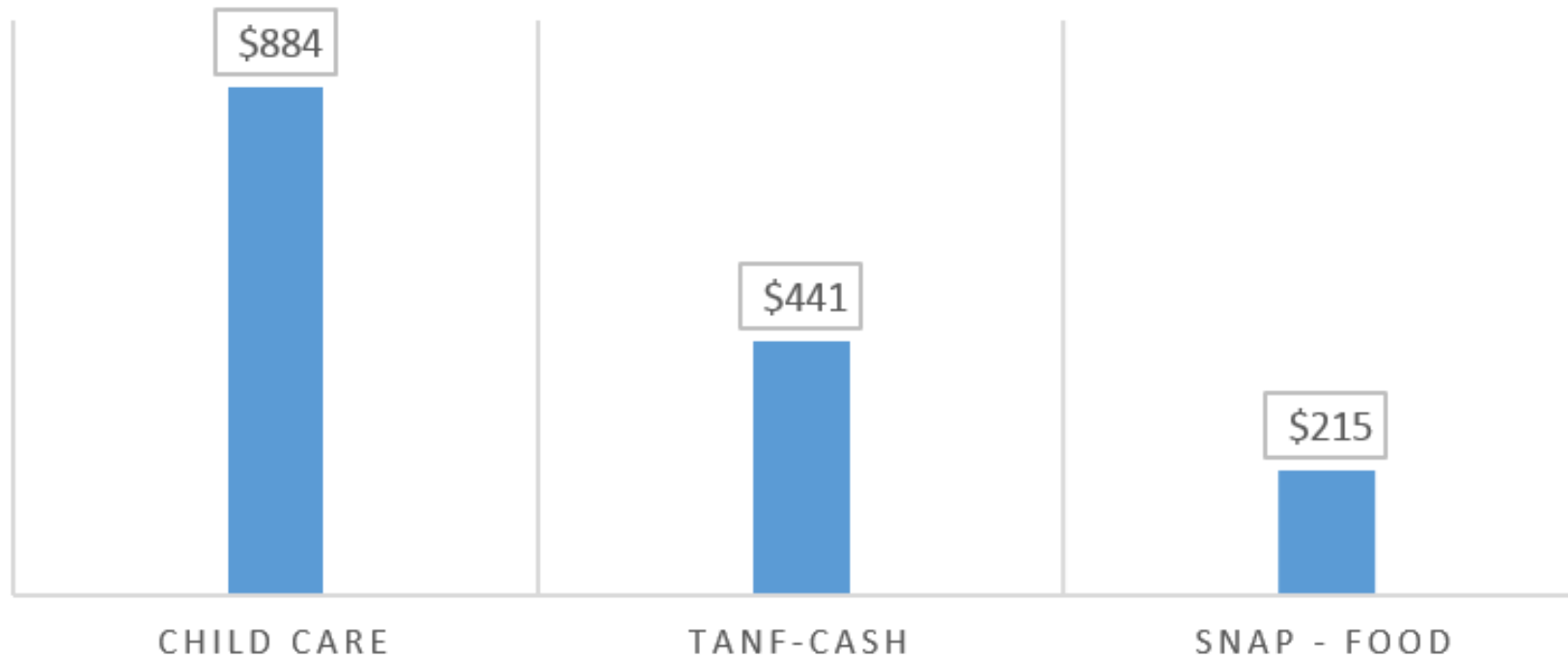
Fewer Children and Families are using Child Care Subsidies

Working Connections Child Care – Average monthly caseload SFY 2008-2018



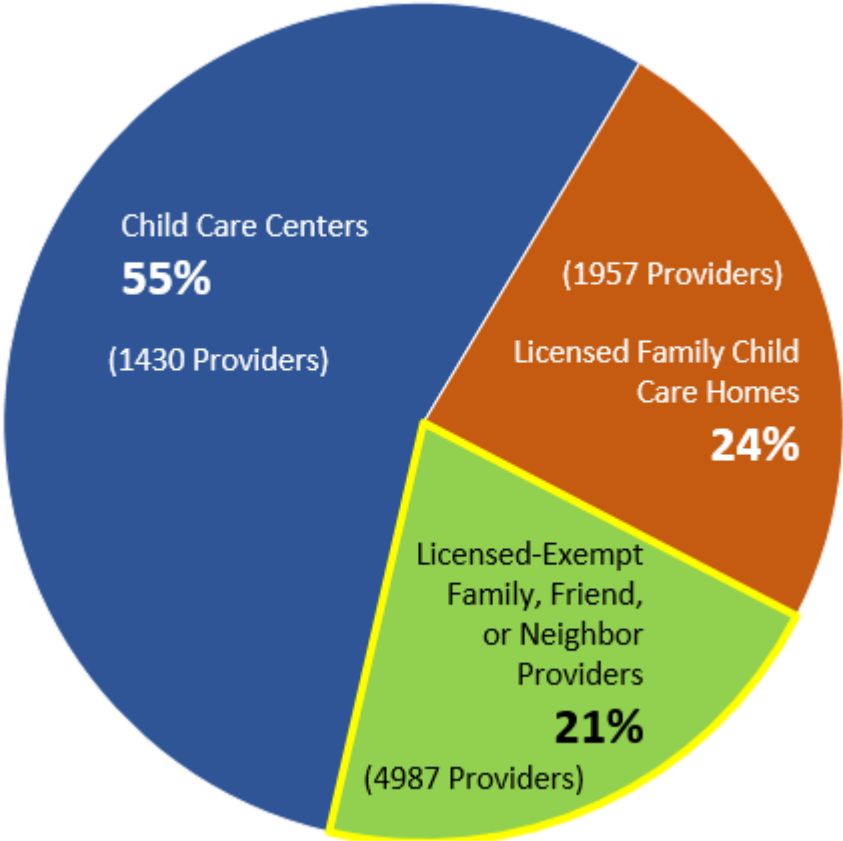
Child care subsidy provides significant assistance for families

Average Monthly Household Benefit SFY 2018



License-Exempt Providers Care for One In Five Children Receiving Child Care Subsidy

Number of providers and proportion of children served, Working Connections Child Care, SFY 2018



Licensed Child Care Providers

Child Care Centers	2,184
Licensed Family Child Care Homes	3,311
Total	5,495



Department of Children, Youth, and Families

Accessible and Affordable Child Care

Ross Hunter
Secretary, DCYF



Department of Children, Youth, and Families

High-Quality Child Care Benefits Children, But Is Hard To Access For Many Families



https://cdn.pixabay.com/photo/2016/07/16/22/42/child-1522870_340.jpg

How does this impact families and children?

- Children are missing out on the opportunity to learn and develop skills to succeed in school and life
- The most vulnerable families face tremendous financial strain
- Thousands of children are in informal or unlicensed care



What does accessibility and affordability really look like for a family?

- Christina and Anthony are parents of an infant and toddler living in Pierce County
- Christina and Anthony have a combined income of about \$95,882
- With both children in care so they can work, this couple spends 30% of their income on child care



State of Child Care in Washington

How many children need childcare?

- 57% of WA's children less than 5 live in households where all available parents are in the labor force
- By this measure, at least 251,000 children less than 5 need child care

How many children are being served?

- Estimate 112,000 children less than 5 are served in licensed settings statewide
- Including about 38,000 children on state subsidy

How affordable is childcare in Washington?

- At \$10,560-\$16,200/year, the annual cost of full time quality care for one infant in a WA licensed center can be more than the annual cost of tuition at WA's public universities

How are providers impacted?

- Subsidy rates for centers and homes range from the 10th to the 75th percentile, depending on child's age and region
- The average wage in 2017 for WA's child care workers was \$13.37/hour
- The turnover rate for child care assistant teachers is over 40%



Department of Children, Youth, and Families

Child Care in Washington At-a-Glance

251K

children
under 5 are in
need of care

66%

Are in two-parent households

34%

Are in single-parent households

\$95,882

2-parent families

\$80,320

Average

\$50,250

Single-parent families

Household income for families with young children
where all available parents are in the labor force

\$9,240-\$16,200/year

Quality center-based infant/toddler care per child is unaffordable for
most families with young children across the state



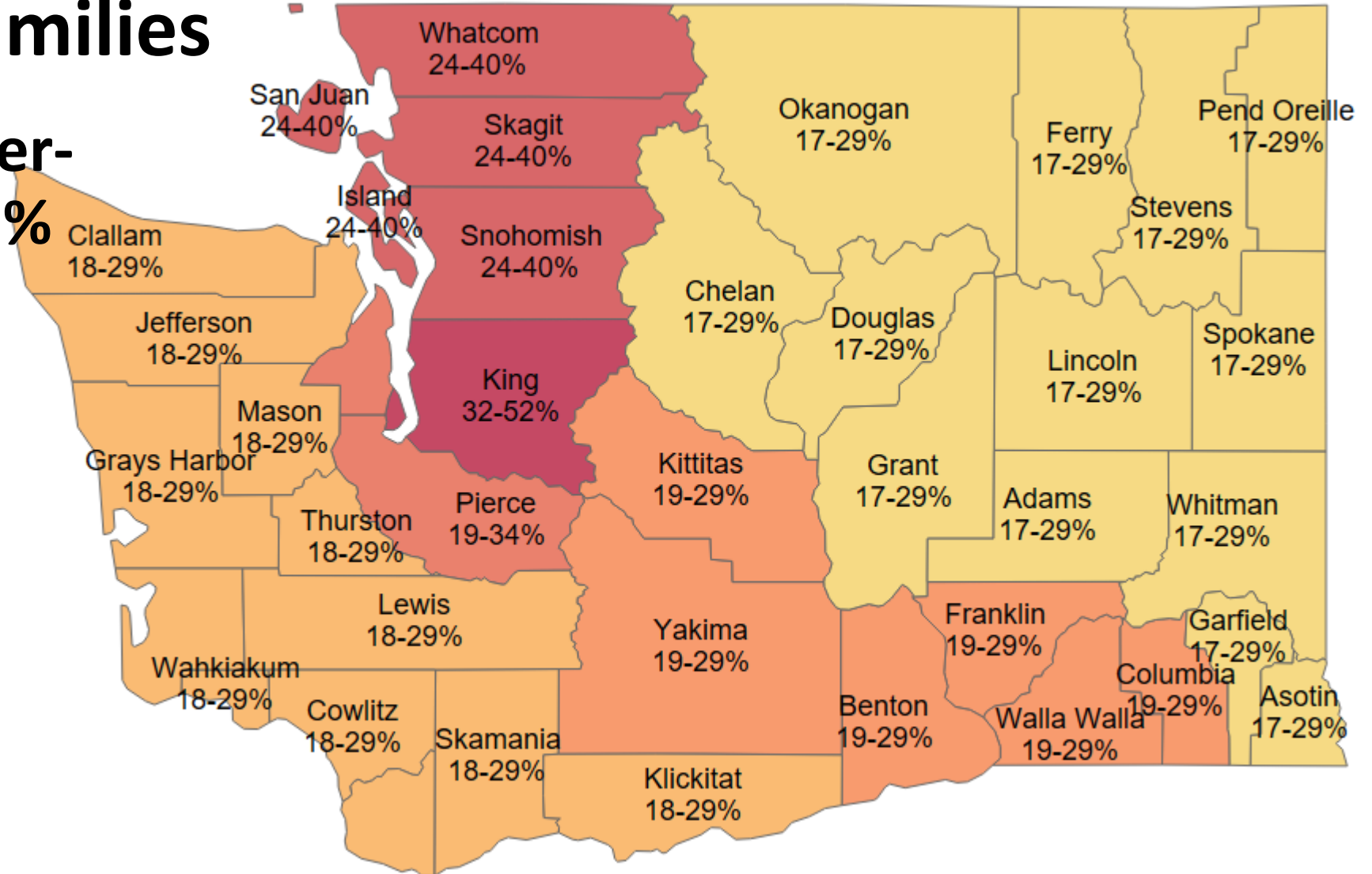
Low-Income Families

Infant/Toddler Center-Based Child Care as % of Family Income

less than \$50,200
family of 4
(less than 200% FPL)

most expensive
counties

least expensive
counties

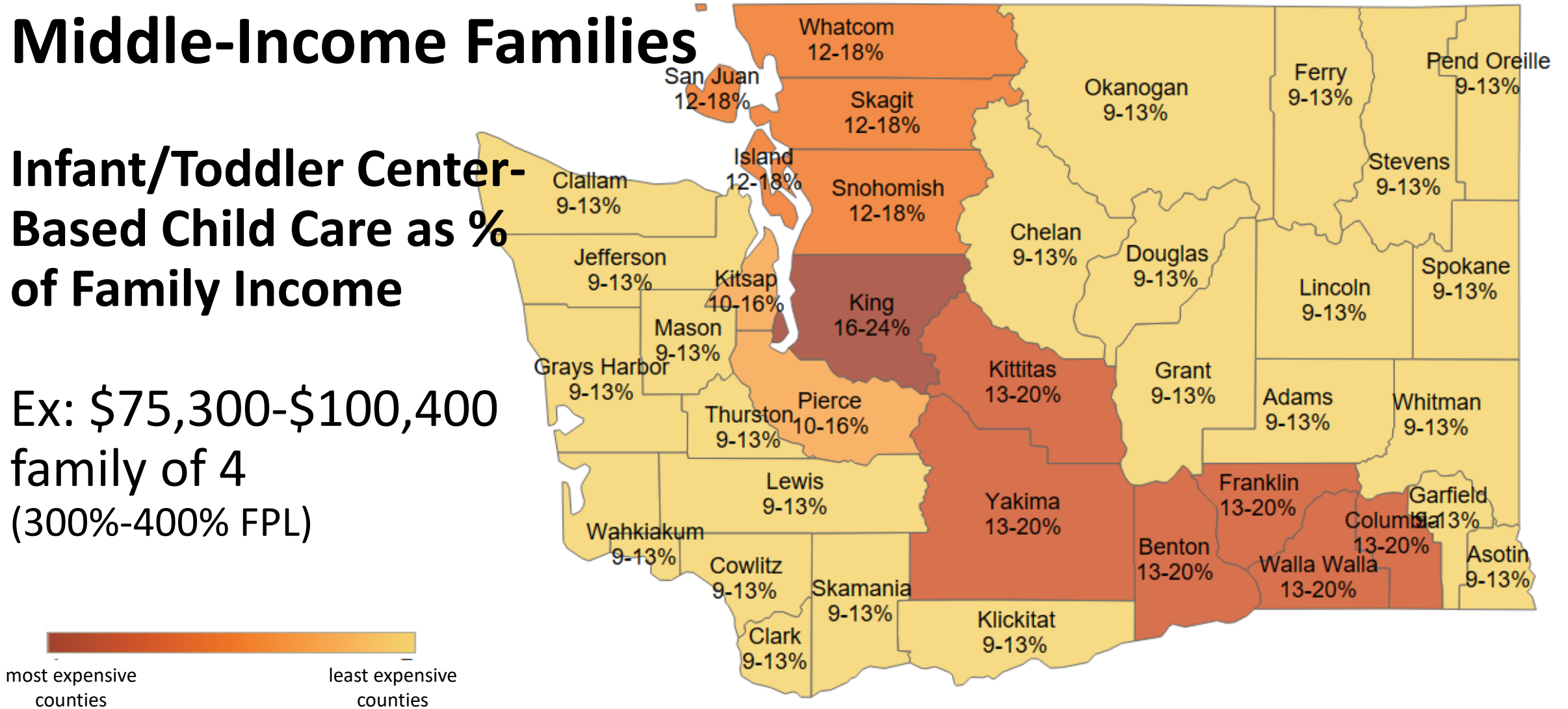




Middle-Income Families

Infant/Toddler Center-Based Child Care as % of Family Income

Ex: \$75,300-\$100,400
family of 4
(300%-400% FPL)





High Quality Child Care

Early Achievers Progress

- 3,848 participating providers and 1,670 (or 91% of all rated facilities) are rated at Level 3 or higher (on 5-pt scale)
 - Subsidy and ECEAP providers are on track to meet Early Start Act rating milestones
- Over 115,000 culturally and linguistically responsive coaching hours delivered in FY18
- Standards aligned with child care licensing and ECEAP
 - Standard language simplified and eliminating duplications to be implement in 2020

Early Learning Facilities

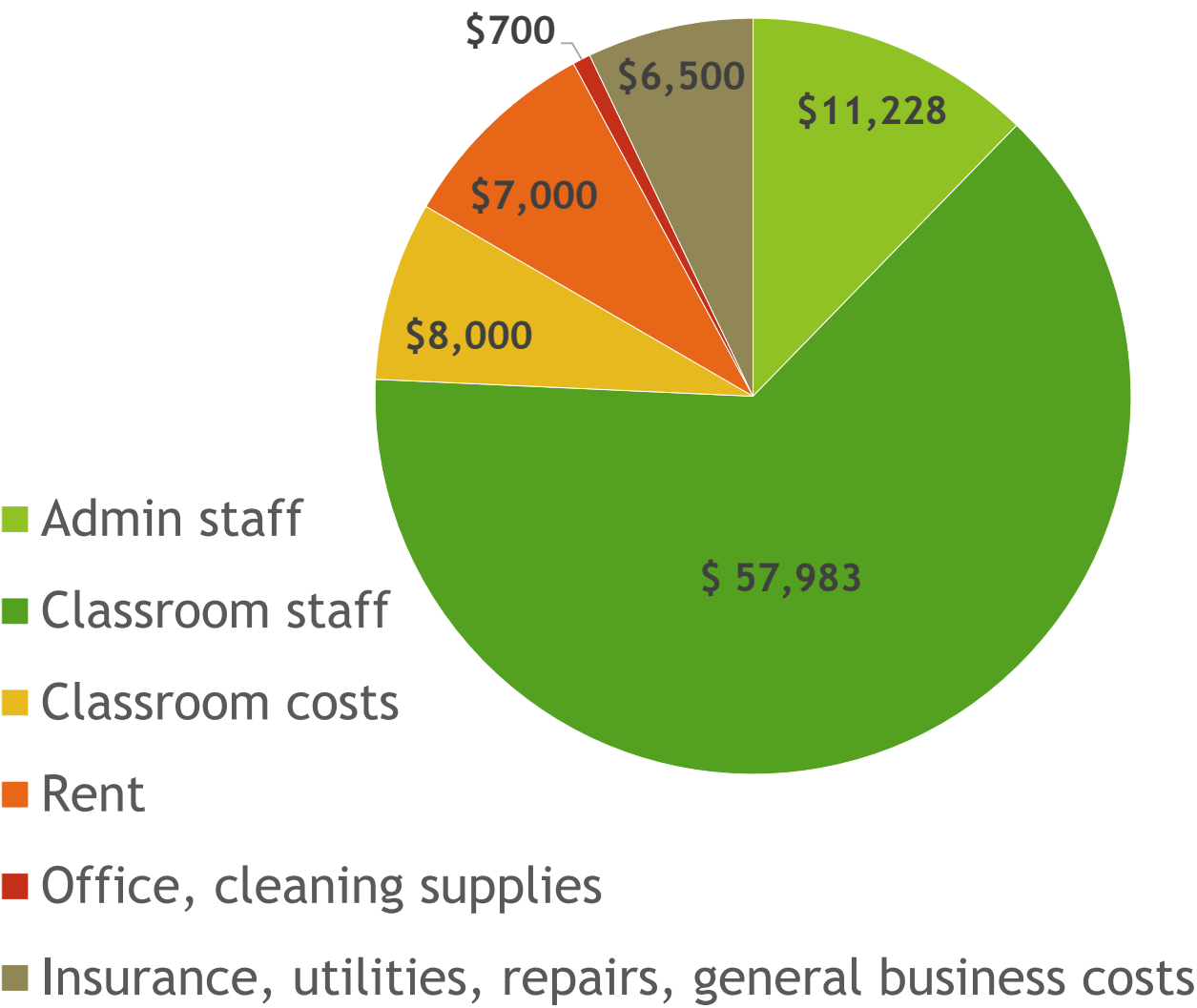
- \$15.5 million in grants and loans will be awarded this year
- Early Learning Facilities (ELF) program supports Washington's commitment to provide high quality early learning experiences
- Goal is to support child care providers to expand, remodel, purchase or construct early learning facilities and classrooms

QUESTIONS





Childcare Center Costs (monthly)



The bottom line...

Monthly Expense/Income

Total Childcare Costs	\$86,686
100% Subsidy	(\$26,936)
50% Subsidy	(\$6,211)
25% Subsidy	\$4,152
100% Private	\$14,514

*Note: For this example we used the following baseline:

Average Subsidy Rate (Spokane):	\$	29.86
Private Pay (average rate)	\$	1,100
Center License Capacity	96	

What Centers Need to be Successful

- ▶ Increase subsidy rates to 100% of the actual cost
- ▶ Fund Career and Wage Ladder
- ▶ Shared benefit model

Child Care Collaborative Task Force (SHB 2367)

- Washington is one of the 10 least affordable states for both infant and toddler care.
- US businesses lose approximately \$4.4 billion annually due to employee absenteeism because of child care breakdowns.

November 2019 Report:

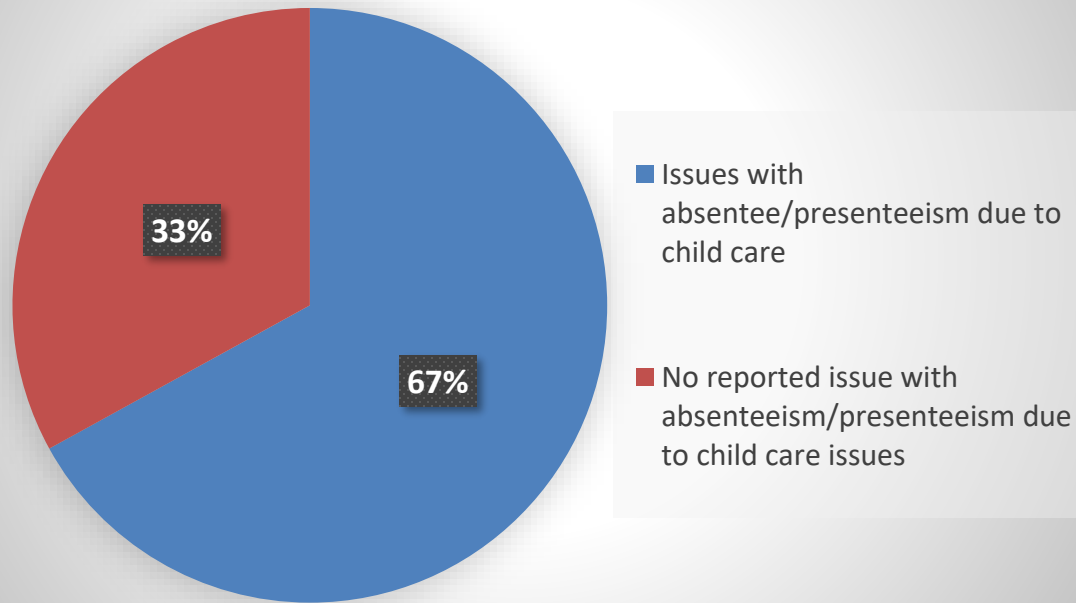
- Policies and recommendations for:
 - Incentivizing employer-supported child care
 - Improving access and affordability for employees



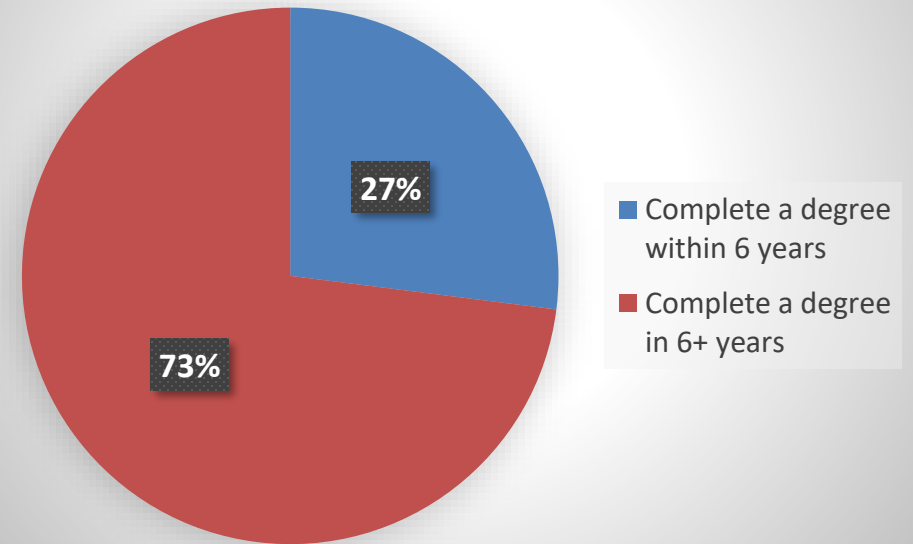
Association of Washington Business

Current Workforce Needs

Survey of AWB Members



Post Secondary Students with Children



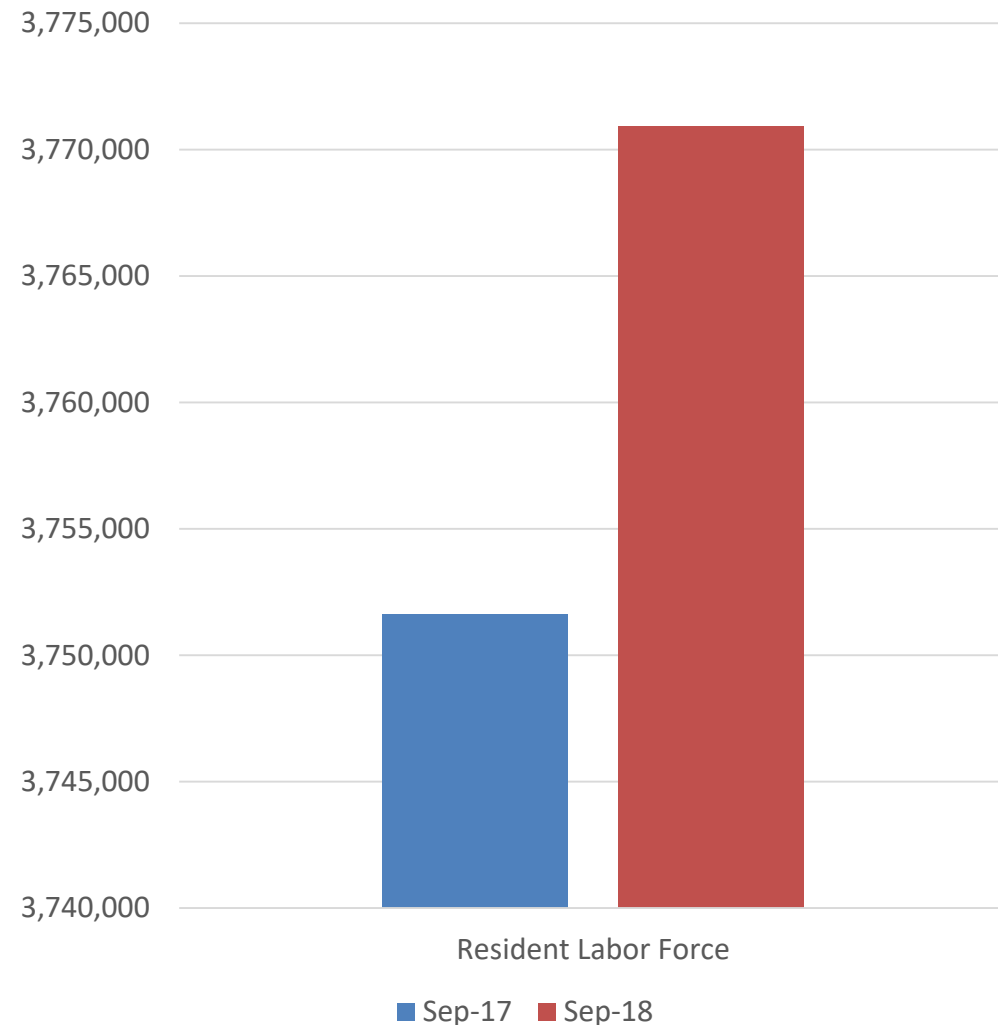
Association of Washington Business



Future Workforce Needs

- Washington Continues to See Job Growth.
- Childcare and early learning experiences mold the future workforce by instilling critical skills.
 - Team work
 - Communication
 - Motivation
 - Problem Solving

Resident Civilian Labor Force



Association of Washington Business



How can employers support employees with children?

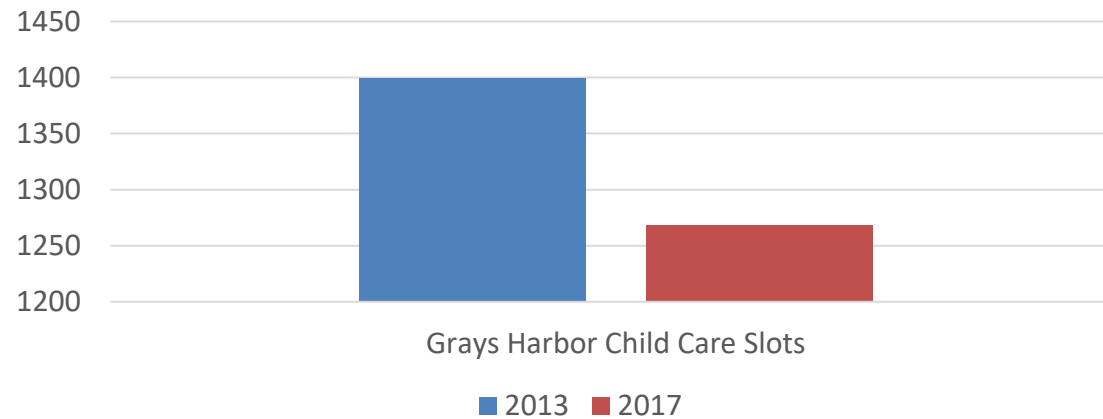
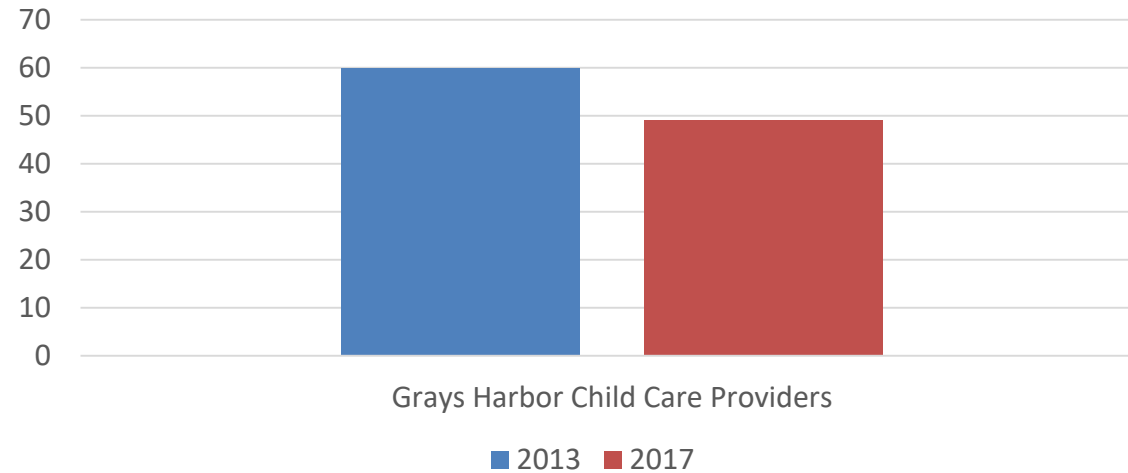
- Time off
- Flexible leave
- Maternity/paternity care
- Flexible Spending Accounts (FSA)



Greater Grays Harbor Inc.



Child Care Crisis in Grays Harbor County



Greater Grays Harbor Inc.

- Grays Harbor County adds jobs as child care availability has decreased.
- Local employers are adding 200-250 new jobs over the next year.

Business Retention Examples

- Child care center in Ocean Shores—one of two providers.
- Closure of child care center in Hoquiam.



QUESTIONS

PANEL

QUESTIONS

CLOSING