



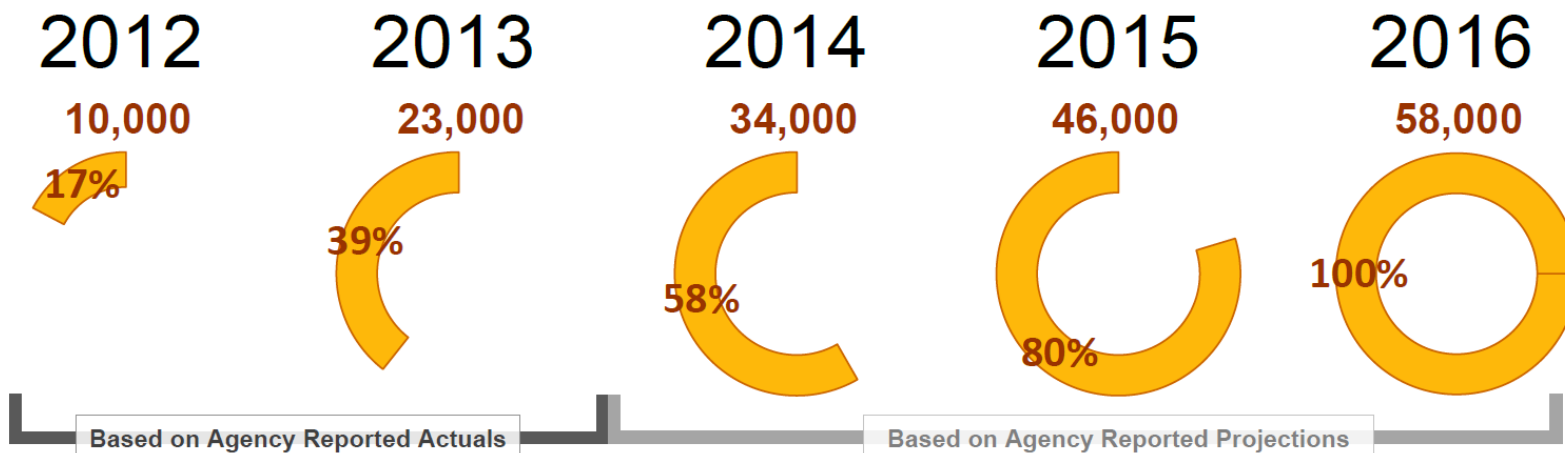
ARCHIVE: 2.1.c - Enterprise Lean Measures

2.1.a. Increase the number of Lean projects from 321 to 400

2.1.b. Increase the percentage of state employees receiving Lean training to 100%

2.1.c. Increase the number of state employees trained to be facilitators of Lean improvement projects from 402 to 480

Percentage of Employees Receiving Training on Lean Principles and Tools



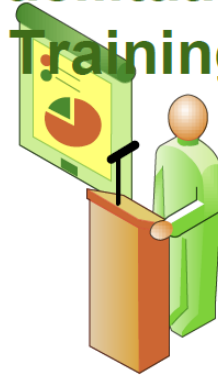
Numbers and percentages are approximate

Leader Training



2014 Projected	9,758
2013	7,013
2012	2,511

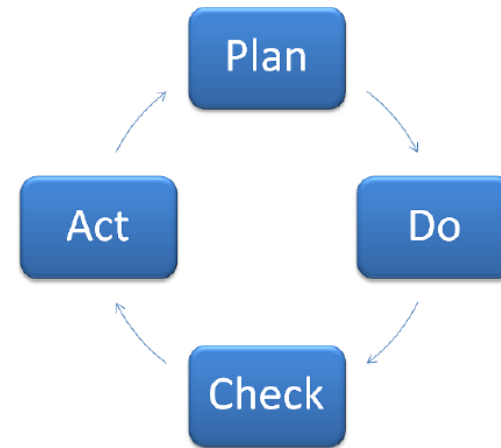
Facilitation Training



2014 Projected	878
2013	559
2012	204

More than
500

Process Improvement Projects
Since 2012



Action Plan

Problem / Opportunity Reduce time it takes to report training data	Strategy Iterative improvement cycles via Lean advisors community of practice	Details In Plan phase collecting current state data	Due Date 12/01/2014 12:00:00 AM Status On Track
Partner Agency DES and Lean Advisors CoP	Lead Darrell Damron		
Problem / Opportunity Stabilize Lean facilitation training	Strategy Centralize delivery of Lean facilitator training	Details In Do phase of first pilot through DES	Due Date 12/01/2014 12:00:00 AM Status On Track
Partner Agency DES	Lead Renee Smith Nyberg		
Problem / Opportunity Increase the number of employees implementing improvements	Strategy Change supervisor behavior to coaching the improvement routine	Details In Plan phase collecting current state data	Due Date 12/01/2014 12:00:00 AM Status On Track
Partner Agency DES, OFMSHR	Lead Hollie Jensen		

1

[Contact Us](#)

[Comment Policy](#)

[Give Us Your Feedback](#)

[Legislative Reports](#)

[Apply Lean](#)


[Foster Performance Audits](#)

[Measure Results](#)

[Gov. Inslee's New Strategic Framework](#)

[Video Message from the Governor](#)

[Printable Trifold about Results Washington](#)



Powered By Socrata