

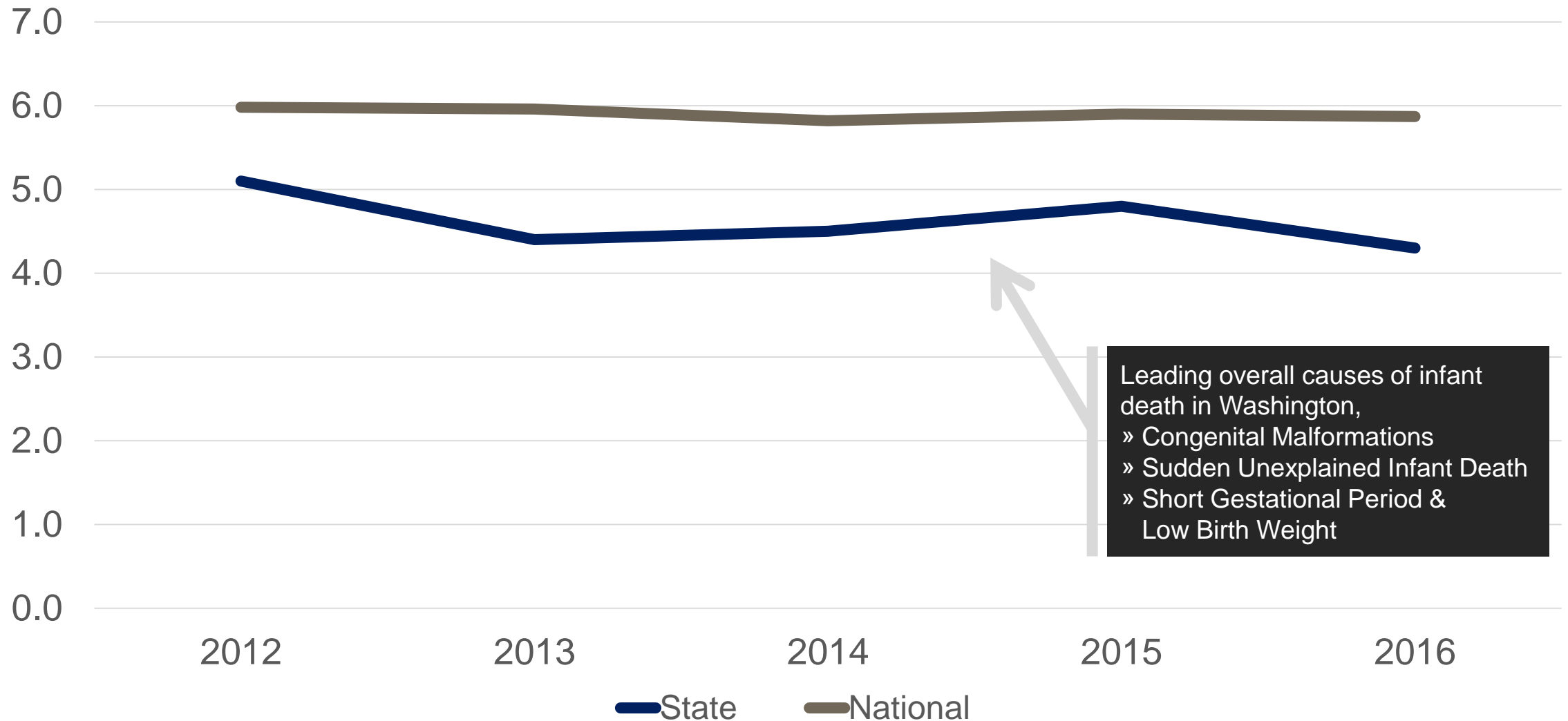


Results Review

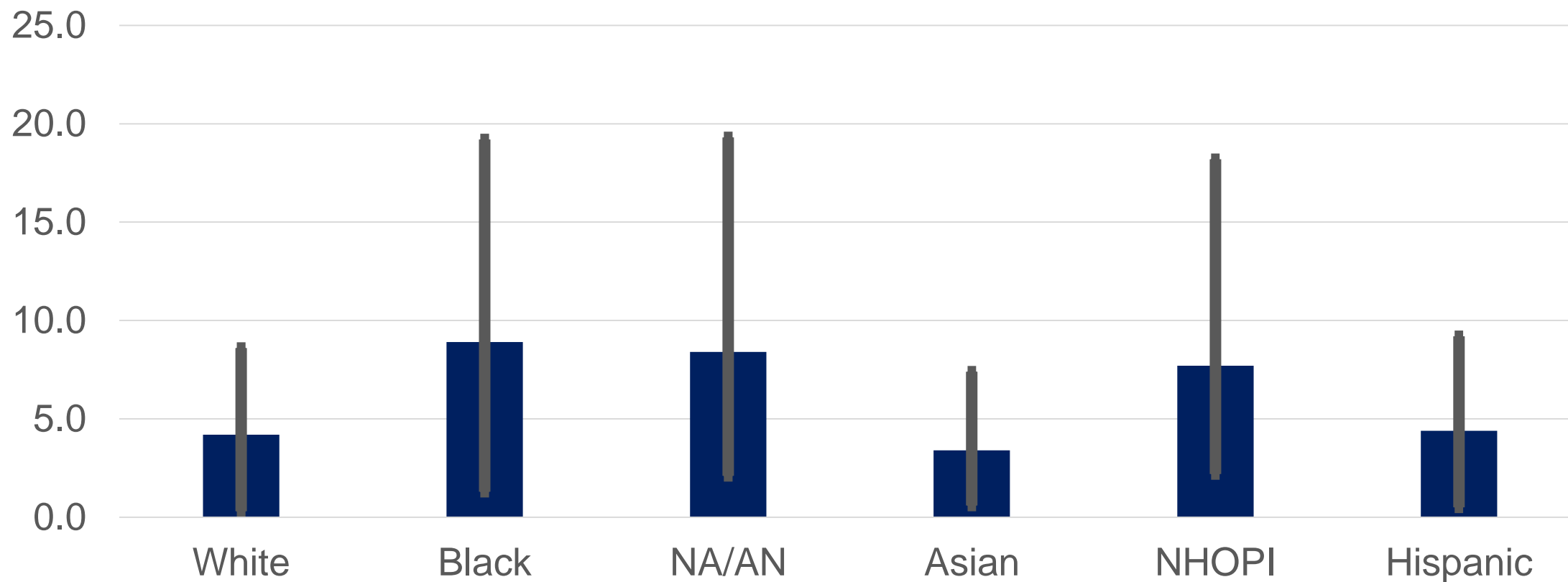
February 7, 2019

OPENING REMARKS

Infant Mortality Rates (per 1,000 births)



Infant Mortality by Maternal Race/Ethnicity Per 1,000 births 2011-2015



Infant Mortality Rate (per 1,000 live births) Rolling 3-Year Averages

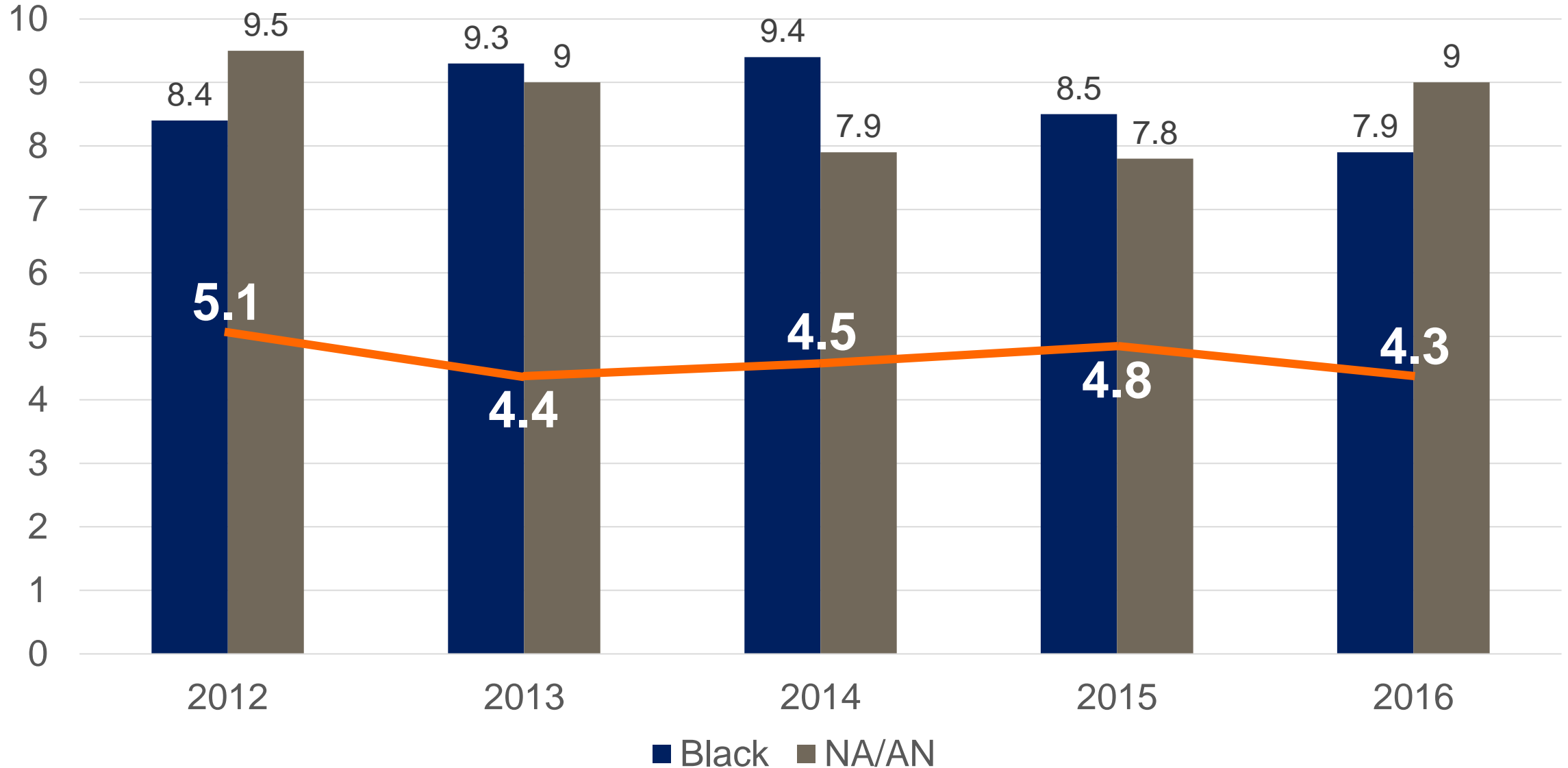


TABLE 14 Top Five Leading Causes of Infant Mortality by Maternal Race/Ethnicity, Washington State, 2011–2015

Rank	NH Black	NH AI/AN	NH Asian	Hispanic/Latino	NH NHOPI	NH White
1	Short Gestation and LBW 36 (21%)	SUID [†] 14 (25%)	Congenital Malformations 29 (21%)	Congenital Malformations 105 (30%)	*	Congenital Malformations 273 (24%)
2	Congenital Malformations 30 (18%)	*	Short Gestation and LBW 20 (15%)	Short Gestation and LBW 49 (14%)	*	SUID 200 (18%)
3	SUID 23 (14%)	*	Maternal Complications of Pregnancy [†] 14 (10%)	SUID 48 (14%)	*	Short Gestation and LBW 107 (9%)
4	Maternal Complications of Pregnancy 20 (12%)	*	Complications of Cord, Placenta, Membranes [†] 14 (10%)	Maternal Complications of Pregnancy 26 (7%)	*	Maternal Complications of Pregnancy 82 (7%)
5	Complications of Cord, Placenta, Membranes [†] 13 (8%)	*	*	Complications of Cord, Placenta, Membranes 17 (5%)	*	Complications of Cord, Placenta, Membranes 57 (5%)

*Cell suppressed due to small numbers to protect privacy;

[†]Relative Standard Error (RSE) >25, indicates unstable estimate due to small numbers

QUESTIONS

Pathways Care Coordination for High Risk Pregnant Women

Suzanne Pak
Korean Women's Association (KWA)



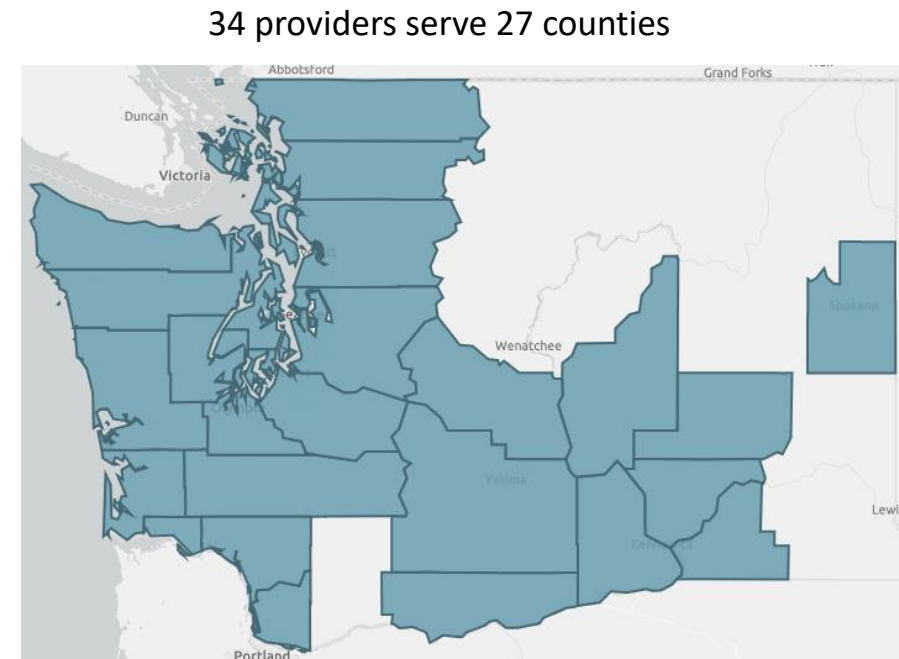
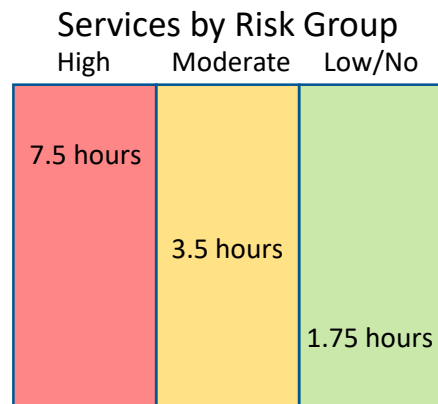
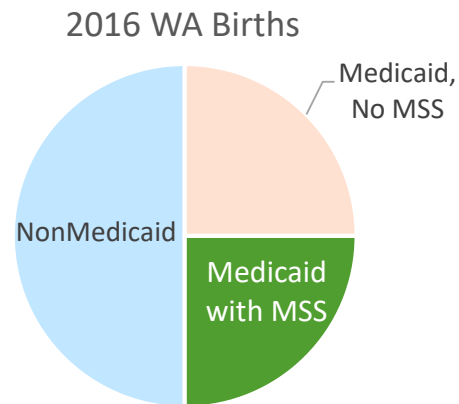
QUESTIONS

STEPHEN KUTZ, AMERICAN
INDIAN HEALTH
COMMISSION

QUESTIONS

Maternity Support Services

- ▶ First Steps Maternity Support Services are preventive health and education services provided to any Medicaid client who is pregnant or postpartum 60 days to help a client have a healthy pregnancy and a healthy baby.



- ▶ **Risk Factor Screening:** race, late start to prenatal care, nutrition, medical, maternal age, nicotine use, alcohol and substance abuse or addiction, mental health, intimate partner violence, and developmental disabilities.
- ▶ Services include brief counseling, breast feeding support, referrals to community resources, or pregnancy and parenting education.

QUESTIONS



Home Visiting

Infant Mortality Results Review

DCYF

February 7, 2018

Home Visiting in Washington

Voluntary, family-centered, culturally-responsive services offered either before their child's birth or during their child's first years of life, families are matched with trained staff who visit them in their homes or in community settings to provide information related to healthy child development and early learning, support parent—child relationships, and offer connections to other information and services in the community.

7,329

Family slots available

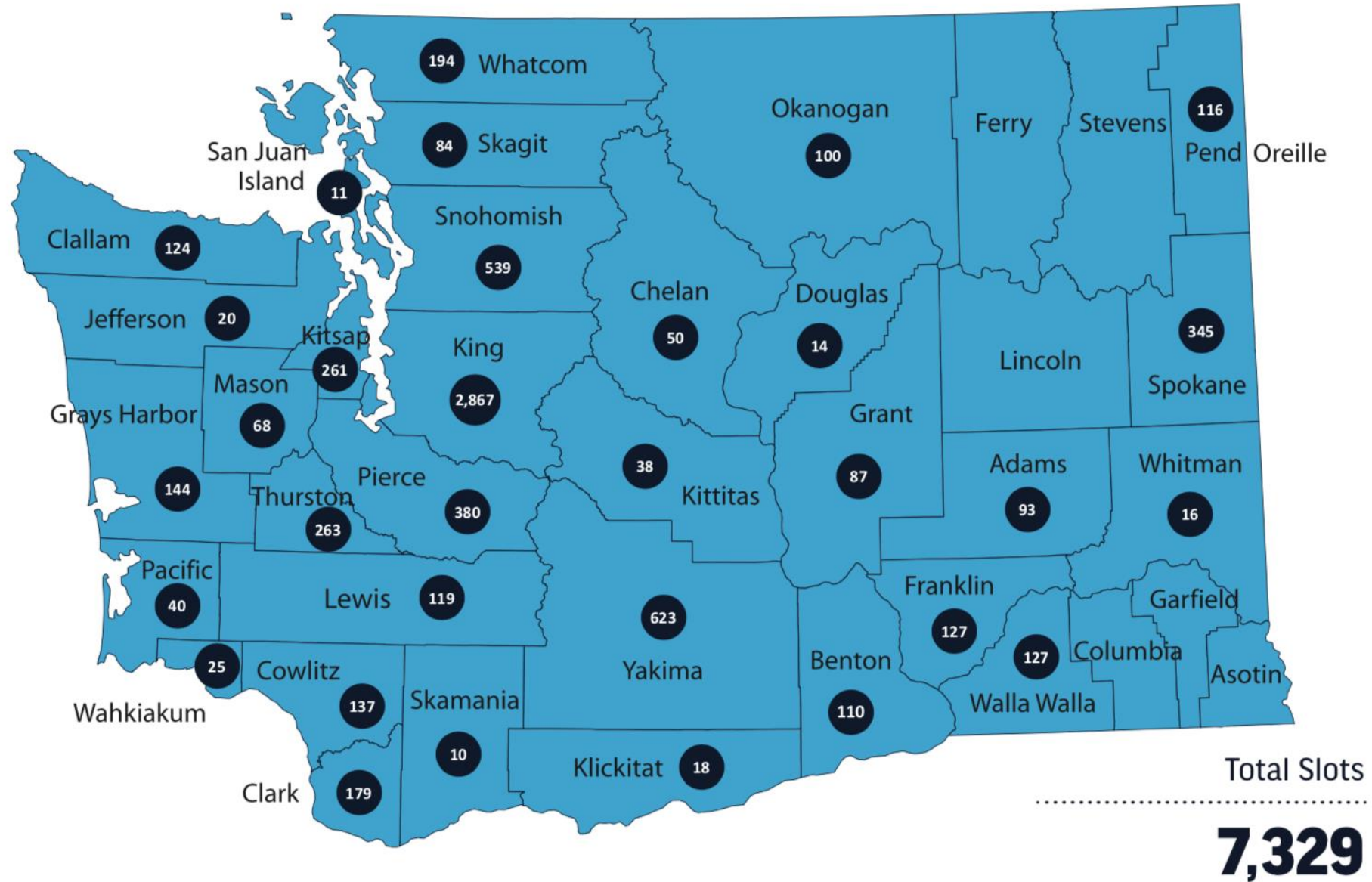
27,000

Est vulnerable population Prenatal-3
who would most benefit & participate

10

Models of home visiting in Washington

AVAILABLE HOME VISITING *SLOTS* IN WASHINGTON





“My home visitor also helped me understand the different stages of development for children so I could feel prepared to help my son as he was growing. With the support of my home visitor, I was able to gain confidence to pursue my dream and enroll in classes at a local college.” – Mom enrolled in HVSA funded program

Where we're headed: Universal Home Visiting



Provide in-home screening and referral for all new mothers following birth.

Reduce stigma & normalize importance of parenting supports for all families

=

Reduction in hospitalization

Reduction in child maltreatment

Home Visiting Leads to Healthy Birth Outcomes

National Success

- Fewer infant deaths
- Fewer preterm births
- Healthier birthweights
- Reduced smoking during pregnancy
- Reduced pregnancy hypertension
- Healthier birth spacing

Washington State Success

90%
Safe sleep

- ☆ 1 in 5 pregnant women served by state home visiting programs are non-Hispanic African American, Native American/Alaska Native, or Pacific Islander
- ☆ 1 in 4 pregnant women served are under 20 years old
- ☆ Home Visiting Expansion: Two new tribes, two of the highest infant mortality counties, and doula program to populations impacted by maternal and infant mortality

QUESTIONS

NEXT STEPS...

CLOSING