



Search

Results Resources ▾ Home



Sign In



1.2.I. Increase the percentage of students with Individualized Education Programs (IEPs) who graduate high school within 5 years
Reported: August 1, 2016
by 2% per year



GRADUATION RATES FOR STUDENTS WITH INDIVIDUALIZED EDUCATION PROGRAMS

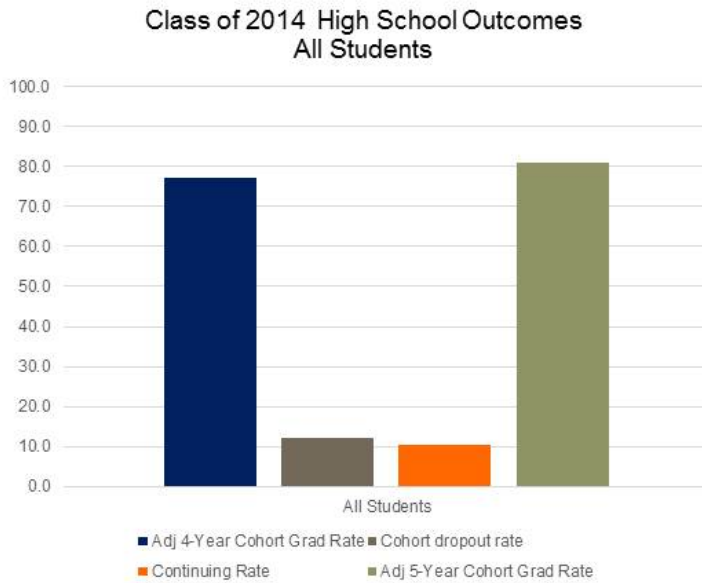
**Office of Superintendent of
Public Instruction**

Robin Munson, Ph.D.

Aug. 1, 2016



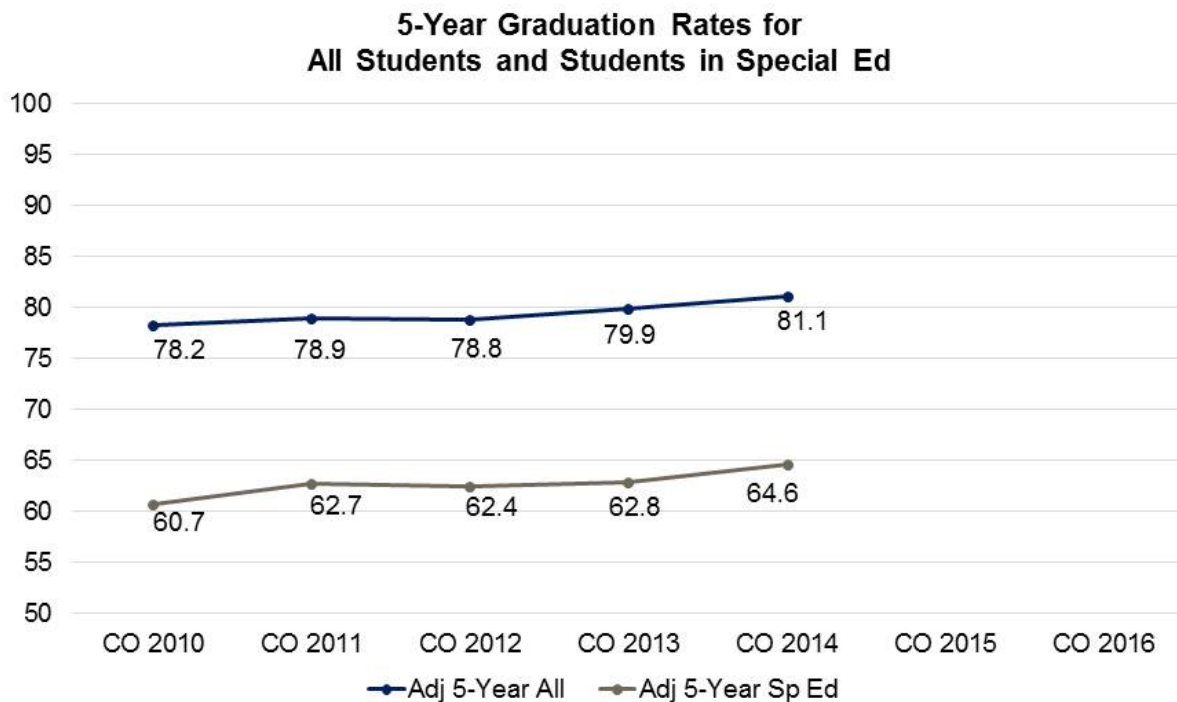
Background:



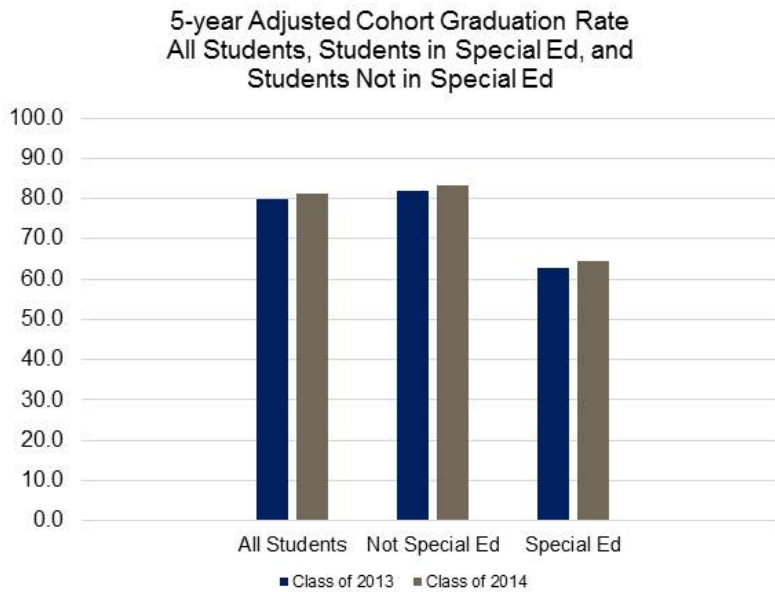
HS Outcomes:

- Most students graduate in 4 years, but others either drop out or continue in school.
 - *Some who continue then graduate in 5 years*
 - *Both 4-year and 5-year Adjusted Cohort Graduation Rates are reported to USED annually*
 - *By definition, 5-year grad rates are higher than 4-year rates*

Problem/Opportunity:

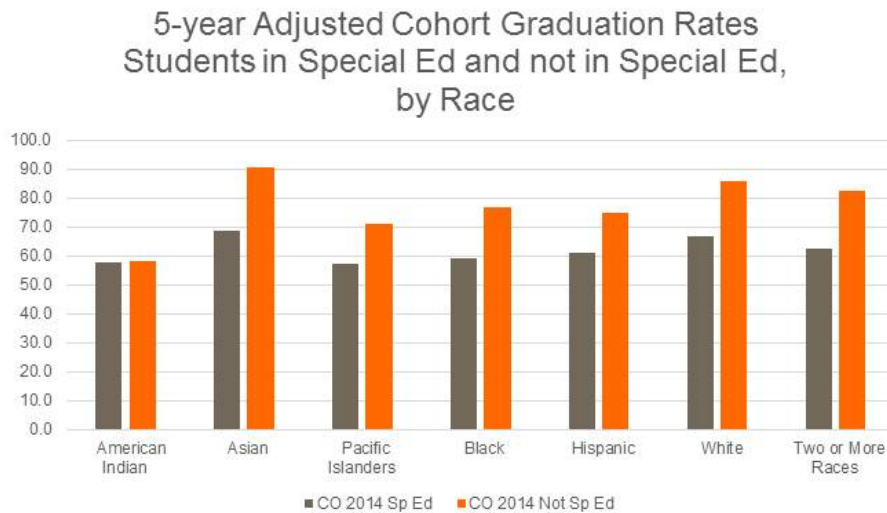


Problem/Opportunity:



Class of 2014 5-year grad rates similarly increased over Class of 2013 rates for both students in special education and those not in special education.

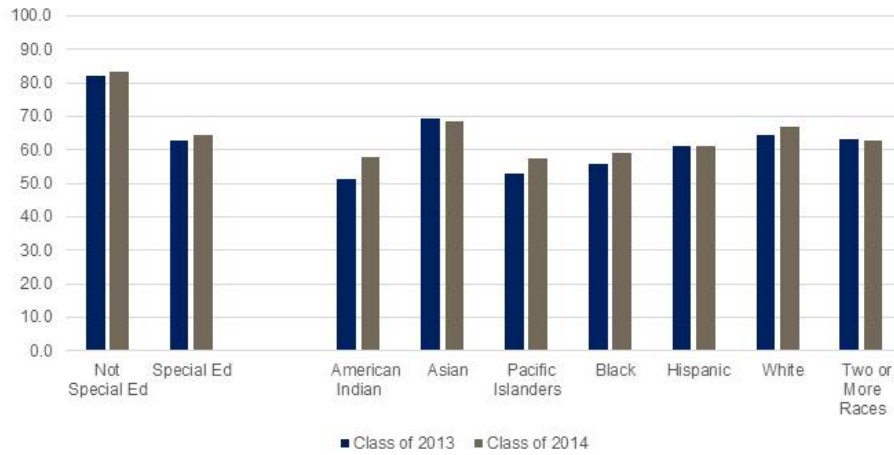
Problem/Opportunity:



Class of 2014 5-year grad rates are lower for students in special education than for students not in special education, across all racial groups.

Problem/Opportunity:

5-year Adjusted Cohort Graduation Rates for Students in and not in Special Ed (and for Sp Ed, by race)



Class of 2014 5-year grad rates increased over Class of 2013 rates for nearly all racial groups of students in special education.

[Contact Us](#) [Comment Policy](#) [Give Us Your Feedback](#) [Legislative Reports](#) [Apply Lean](#)

[Foster Performance Audits](#) [Measure Results](#) [Gov. Inslee's New Strategic Framework](#)

[Video Message from the Governor](#) [Printable Trifold about Results Washington](#)



Powered By Socrata