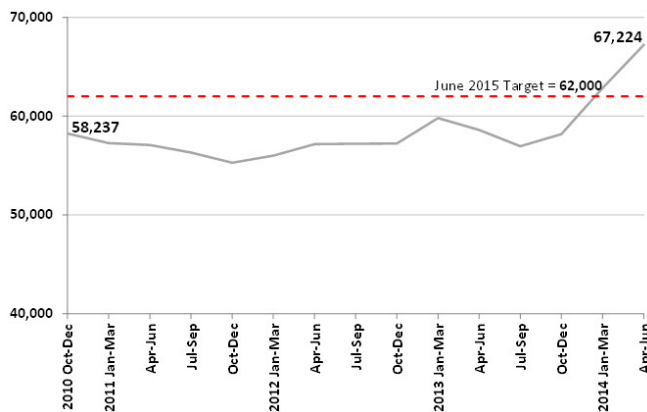




1.2.A.b. Increase the number of adults (18 and older) receiving outpatient mental health services from the Third Quarter SFY 2013 average of 56,000 to 62,000 by June 30, 2015, while maintaining or decreasing current inpatient utilization levels.
Outpatient Mental Health Services



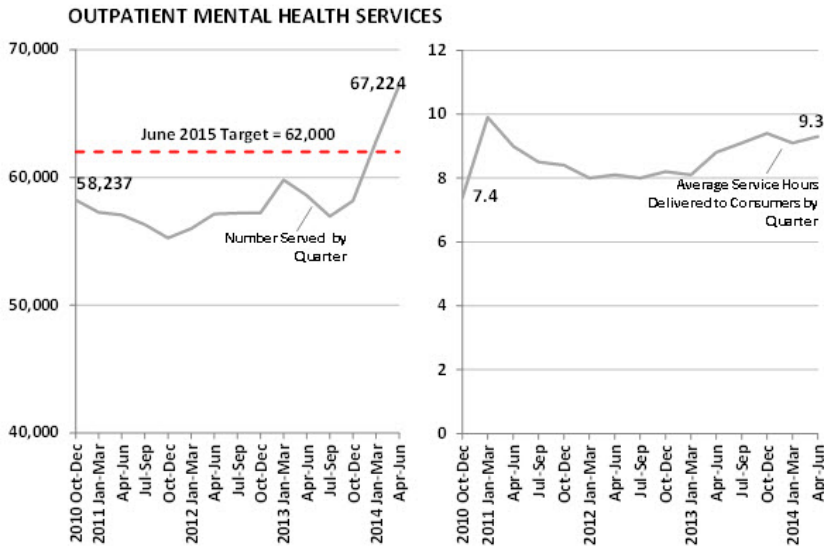
The counts of persons ages 18 and older served in outpatient mental health (MH) services have **increased steadily** in the most recent 3 reporting periods.

DATA SOURCE: Service Data from MH Consumer Information System and The System for Communicating Outcomes, Performance & Evaluation (SCOPE), March 2015.

Current Statewide Performance

Behavioral Health and Service Integration Administration

adult outpatient mental health services	YELLOW	YELLOW	GREEN	Medicaid consumers has resulted in a substantial increase in adults served in outpatient MH services.
---	--------	--------	-------	---



While the numbers of adults served in outpatient services increased by 15% over the past 4 years

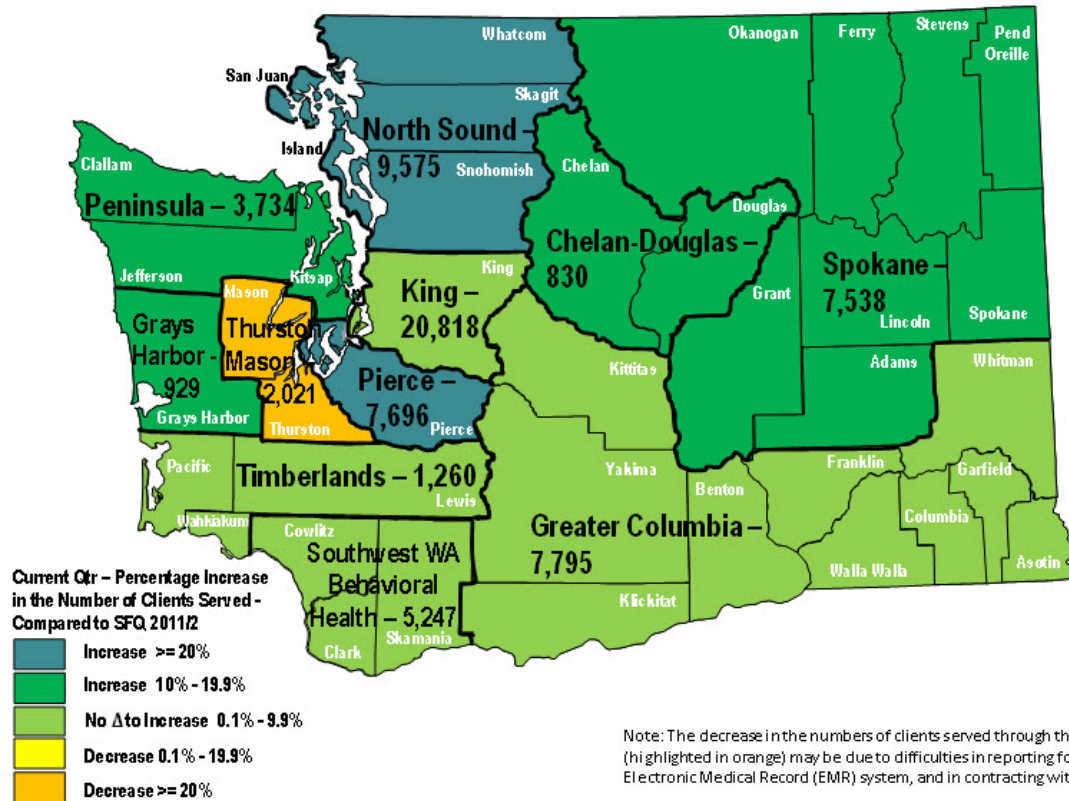


the numbers of average service hours have increased by 26%.



DATA SOURCE: Service Data from MH Consumer Information System and The System for Communicating Outcomes, Performance & Evaluation (SCOPE), March 2015.

Current Performance by RSN



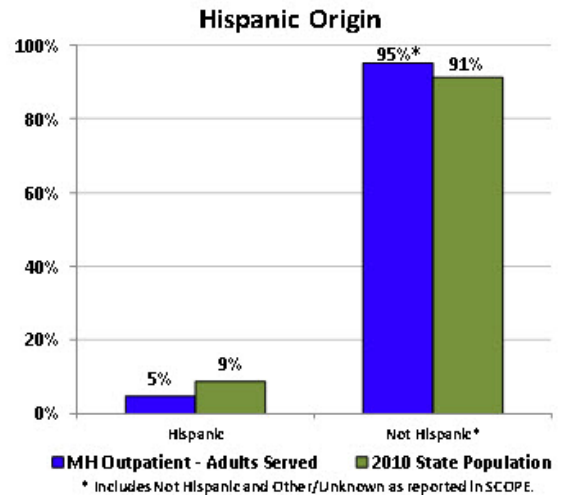
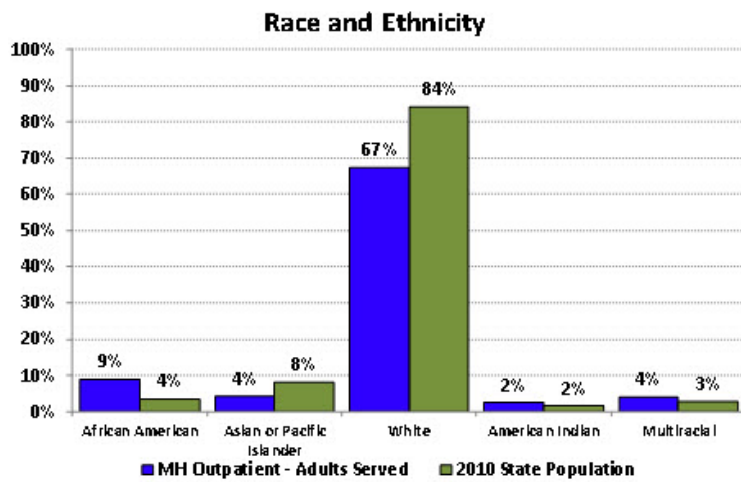
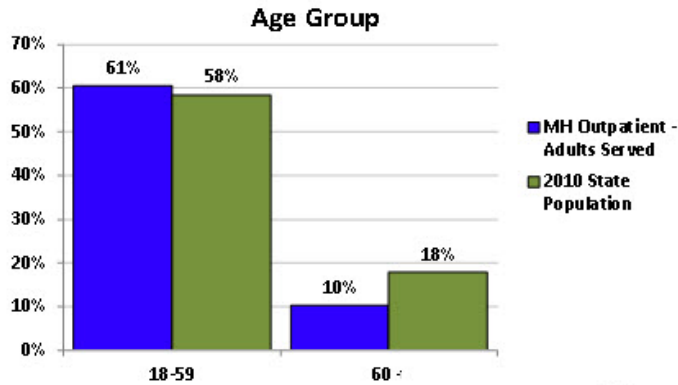
- 10 RSNs increased the numbers of clients served
- 6 RSNs increased the average number of service hours

Note: The decrease in the numbers of clients served through the Thurston-Mason RSN (highlighted in orange) may be due to difficulties in reporting following implementation of an Electronic Medical Record (EMR) system, and in contracting with provider agencies.

TEXT

Demographics: Adults Served in Outpatient Mental Health Services

MH Client Characteristics: Snapshot of Clients Served in SFQ 2014/4



DATA SOURCE: MH Consumer information System and The System for Communicating Outcomes, Performance & Evaluation (SCOPE), March 2015.

What's Next

- Continue our work with Results Washington Leading Indicator 1.2.A.A to reduce psychiatric re-hospitalization
- Continue to monitor enrollment levels and mental health penetration in accordance with our work to implement changes specified in HB1519/SB5732

General Information:
 Agency: DSHS Director: Kent W. Quigley, Secretary Phone: 360-802-7300
 Goal: Goal 4: Healthy and Safe Communities
 Goal Topic: Health Subtopic: Clinical and Prevention
 Request change to (selection): Outcome Measure Leading Indicator
 Action Requested: Delete Existing Measure
 Complete the appropriate section below:
A. Add New Measure
 New measure language: Type in measure language here. (Please use language from our SHAP system)
 Request Rationale: Explain in detail why new measure is necessary
 Does current baseline data exist? YES NO
 Agency Data owner: Type in agency name Current measure status: Current
 Data Frequency: Quarterly
B. Change Existing Measure
 Request change to: Measure language Baseline Target Delete start date
 Current measure: Increase the number of adults (18 and over) receiving outpatient mental health services from the Third Quarter average of 36,000 to 62,000 by June 30, 2015, while maintaining or decreasing outpatient utilization rates.
 Request revised measure language:
 Justification:
C. Delete Existing Measure
 Delete measure: Increase the number of adults (18 and over) receiving outpatient mental health services from the Third Quarter average of 36,000 to 62,000 by June 30, 2015, while maintaining or decreasing outpatient utilization rates.
 Justification: This measure was needed to track the impact of the Affordable Care Act (ACA) on access to multi-episode mental health services. As we anticipated, the ACA increased the number of adults who accessed multi-episode mental health services. The ACA has been in place for over a year, we have exceeded our target and will continue to monitor this measure frequently, but no longer need to track it as a strategic objective.

Reported by: Department of Social and Health Services

For more current information see our updated [Action Trackers](#).

Contact Us Comment Policy Give Us Your Feedback Legislative Reports Apply Learn

Foster Performance Audits Measure Results Gov. Inslee's New Strategic Framework

Video Message from the Governor Printable Trifold about Results Washington



Powered By Socrata